Chas. Roberts
Ord. Dept.
75

No. F 85

Drawings Indicating the Coloring and Marking of American Artillery Ammunition and Containers

18 PLATES

February 1, 1919

AMERICAN EXPEDITIONARY FORCES
OFFICE OF THE CHIEF ORDNANCE OFFICER

General Headquarters,

American Expeditionary Forces,

France, January 18, 1919.

This pamphlet is published for the information and guidance of the American Expeditionary Forces.

By Command of General Pershing :

ROBERT C. DAVIS,

Adjutant General.

NOTE

Additional copies of this pamphlet may be procured upon request to Supply Division, Office of the Chief Ordnance Officer, American Expeditionary Forces.

No. F 85

Drawings Indicating the Coloring and Marking of American Artillery Ammunition and Containers

18 PLATES

February 1, 1919

AMERICAN EXPEDITIONARY FORCES
OFFICE OF THE CHIEF ORDNANCE OFFICER

LIST OF PLATES

	Drawing Number
5-inch S. C. Gun Ammunition	7
75 mm., 3-inch and 37 mm. Ammunition	15
4.7-inch Ammunition	16
155 mm. Gun Ammunition	17
155 mm. Howitzer Ammunition	18
6-inch Gun Ammunition	19
Fuzes	20
Primers	21
8-inch Gun Ammunition	22
12-inch Gun Ammunition	23
9.2-inch Howitzer, 240 mm. Howitzer and 10-inch Gun Ammunition	24
14-inch Gun and 16-inch Howitzer Ammunition	25
8-inch Howitzer Ammunition	27
Packing Box Markings.	
Shipping Charts (four plates).	

WEIGHT ZONES WITHOUT FUZES. OVER.	UP TO & INCLUDING	NO. OF SQUARED PUNCH MARKS.	WEIGHT MARKS.
49. LBS. 11. OZ.	50. LBS. 8. OZ.	1	50.10
50. LBS. 8. OZ.	51. LBS. 5. OZ.	2	50.90
51. LBS. 5. OZ.	52. LBS. 2. OZ.	3	51.70

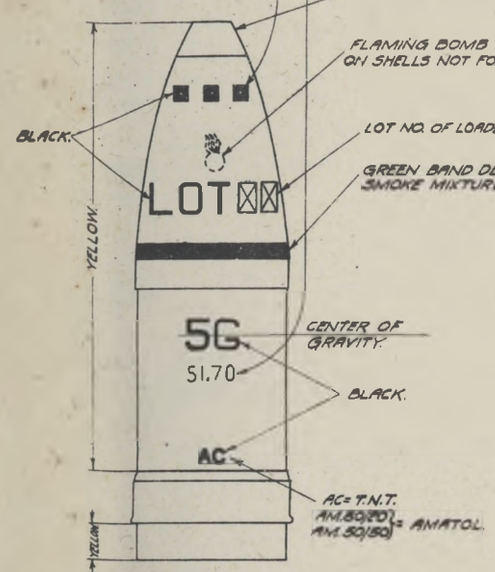

5. IN. COMMON STEEL SHELL MARK II

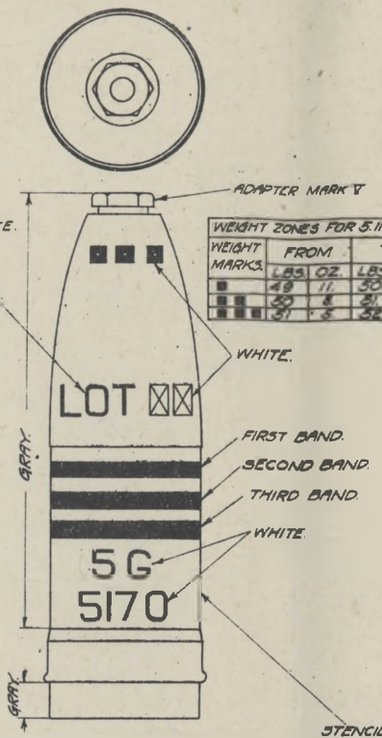

WEIGHT ZONES FOR 5. IN. GAS SHELL. WEIGHT MARKS.	FROM LBS.	FROM OZ.	TO LBS.	TO OZ.	WEIGHT STENCIL
■	49	11.	50.	8	50.10
■■	50	8	51.	5	50.90
■■■	51	5	52.	2	51.70

5. IN. COMMON STEEL SHELL MARK VI GAS.

STENCIL MARKING WILL BE STENCILED LENGTHWISE IN WHITE ON OPPOSITE SIDE OF SHELL.

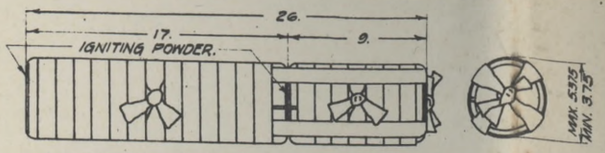

CARTRIDGE FOR 5. IN. S.C. GUN MODEL 1897.
MAXIMUM CHARGE 18 LBS. ●
BASE SECTION 12. LBS.
INCREMENT SECTION 6. LBS.
MINIMUM CHARGE 9. LBS.
BASE SECTION 6. LBS.
INCREMENT SECTION 3. LBS.

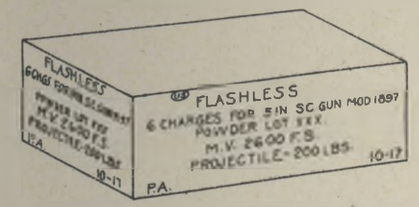

PACKING BOX FOR 5. IN. CARTRIDGES
CONTAINING 6 CARTRIDGES IN FIBRE CONTAINERS.

● NOTE:- DIAMETER AND WEIGHT OF POWDER CHARGE WILL VARY WITH DIFFERENT LOTS OF SMOKELESS POWDER. THE VARIATIONS GIVEN REPRESENT EXTREME LIMITS FOR THE SAME CHARGE.



FIBRE CONTAINER.
FOR CARTRIDGES.
1-CARTRIDGE IN ONE CONTAINER.

POINT DETONATING FUZE MARK III

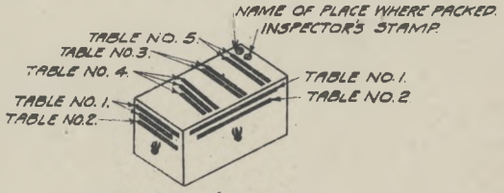

PACKING BOX FOR FUZES.
CONTAINING 50 MARK III FUZES,
OR 100 MARK FUZES.
TABLE NO. 1
100 OR 50 POINT DET. FUZES M OR M III
TABLE NO. 2
NON SHORT OR LONG DELAY. LOT NO. XXX
TABLE NO. 3
U.S. NO. 17 WT. 50. LBS
INV. 1080 DATED NOV 20, 1917
TABLE NO. 4
THE COMMANDING OFFICER & ADDRESS.
TABLE NO. 5
DETONATING FUZES
HANDLE CAREFULLY.



FRICTION PRIMER-MODEL 1914.

TABLE OF FILLER MARKINGS FOR GAS SHELL.

SHELL FILLER	COLOR OF BANDS. 1ST BAND	2ND BAND	3RD BAND	STENCIL MARKING.
VN	WHITE	NONE	NONE	SPECIAL GAS.
CG	WHITE	WHITE	NONE	SPECIAL GAS.
PS	WHITE	RED	NONE	SPECIAL GAS.
HS	RED	RED	RED	SPECIAL GAS.
BA	RED	NONE	NONE	SPECIAL GAS.
PG	WHITE	RED	WHITE	SPECIAL GAS.
NC	WHITE	RED	YELLOW	SPECIAL GAS.
WP	YELLOW	NONE	NONE	SPECIAL SMOKE.
SF	WHITE	WHITE	WHITE	SPECIAL GAS.
DA	RED	RED	NONE	SPECIAL GAS.
CA	FOUR RED.			SPECIAL GAS.
INCENDIARY.	NONE	NONE	NONE	INCENDIARY.
FM	YELLOW	YELLOW	NONE	SPECIAL SMOKE

OTHER TYPES OF CHEMICAL SHELL WHOSE FUNCTION IS NOT INDICATED BY THE COLOR OF THE PAINT WILL HAVE STENCILED ON THE SHELL A WORD TO INDICATE ITS FUNCTION.

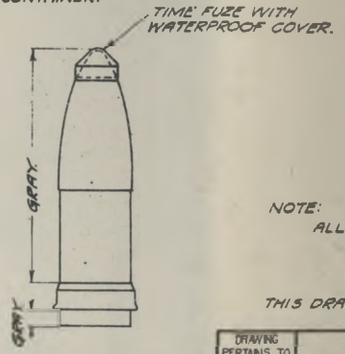

PAINTING FOR SMOKE SHELL & INCENDIARY PROJECTILE. MARKING WILL BE SIMILAR TO GAS SHELL.

NOTE:
ALL TITLES ARE UNDERLINED.

THIS DRAWING SUPERSEDES DRAWING T.O.M.-7 DATED APRIL. 4, 1918

DRAWING PERTAINS TO CLASS	DIV.	ORG.	REVISIONS		
			1	SEPT. 26, 1918	
			2	NOV. 7, 1918	

MARKINGS & PAINTING FOR 5. IN. S.C. GUN AMMUNITION.

OFFICE OF C.O.O. A.E.F. FRANCE — JUNE 6, 1918

SUBMITTED: A. H. Hutchinson, CAPT. ORDNANCE DEPARTMENT U.S. ARMY — A.R.T. 83.3

APPROVED BY ORDER OF THE ACTING CHIEF OF ORDNANCE: Chas. McKeen, ORDNANCE DEPARTMENT U.S. ARMY — A.E.F. ORDNANCE DEPARTMENT U.S.A.

CLASS | DIVISION T.O.M. | DRAWING 7 | FILE

F 75-3-TOM 7.

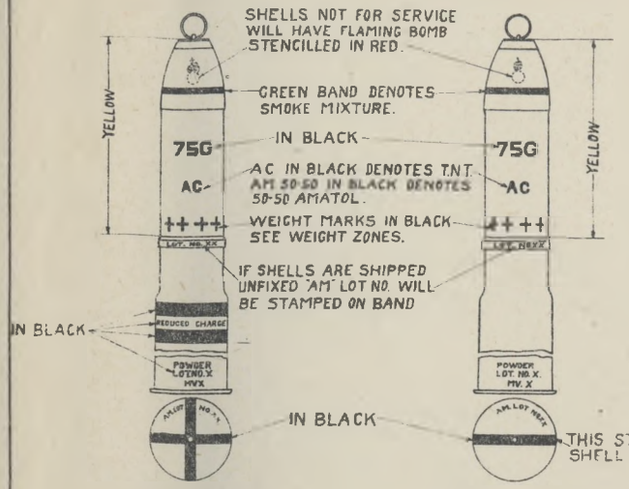

75 m/m COMMON STEEL SHELL MARK I.

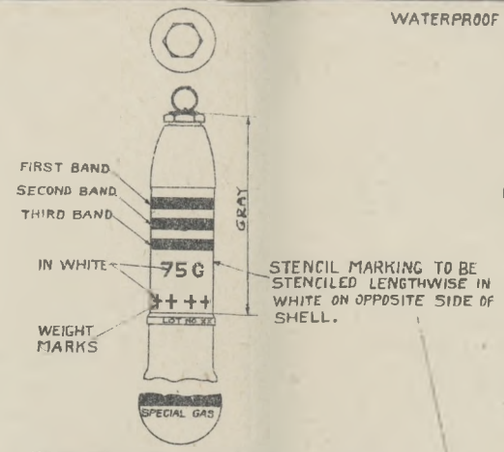

75 m/m COMMON STEEL SHELL MARK II
GAS

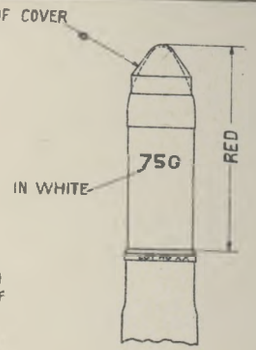

75 m/m COMMON SHRAPNEL MARK I.

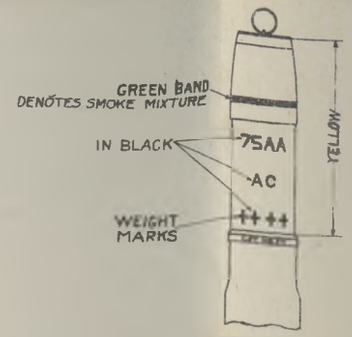

75 m/m ANTI-AIRCRAFT SHELL MARK III.

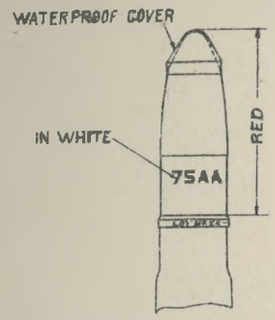

75 m/m ANTI-AIRCRAFT SHRAPNEL MARK I

WEIGHT ZONES		
OVER	UP TO & INCLUDING	MARK
10 LBS 11 OZ	11 LBS 0 OZ	L
11 LBS 0 OZ	11 LBS 5 OZ	+
11 LBS 5 OZ	11 LBS 11 OZ	++
11 LBS 11 OZ	12 LBS 0 OZ	+++
12 LBS 0 OZ	12 LBS 5 OZ	++++

ABOVE WEIGHT ZONES ARE FOR COMMON STEEL SHELL MARK I AND DO NOT INCLUDE FUZE WEIGHTS INCLUDING M.III ADAPTER AND BOOSTER

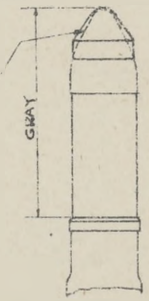

PAINTING FOR SMOKE SHELL & INCENDIARY PROJECTILE. MARKING WILL BE SIMILAR TO GAS SHELL.

75 m/m GAS SHELL TABLE OF FILLER MARKINGS.

SHELL FILLER	COLOR OF BANDS			STENCIL MARKINGS
	1ST. BAND	2ND. BAND	3RD BAND	
VN	WHITE	NONE	NONE	SPECIAL GAS
CG	WHITE	WHITE	NONE	SPECIAL GAS
PS	WHITE	RED	NONE	SPECIAL GAS
HS	RED	RED	RED	SPECIAL GAS
BA	RED	NONE	NONE	SPECIAL GAS
PG	WHITE	RED	WHITE	SPECIAL GAS
NC	WHITE	RED	YELLOW	SPECIAL GAS
WP	YELLOW	NONE	NONE	SPECIAL SMOKE
SF	WHITE	WHITE	WHITE	SPECIAL GAS
DA	RED	RED	NONE	SPECIAL GAS
CA	FOUR RED			SPECIAL GAS
INCENDIARY	NONE	NONE	NONE	INCENDIARY.
FM	YELLOW	YELLOW	NONE	SPECIAL SMOKE

OTHER SPECIAL TYPES OF CHEMICAL SHELL WHOSE FUNCTION IS NOT INDICATED BY THE COLOR OF THE PAINT WILL HAVE STENCILLED ON THE SHELL A WORD TO INDICATE ITS FUNCTION.

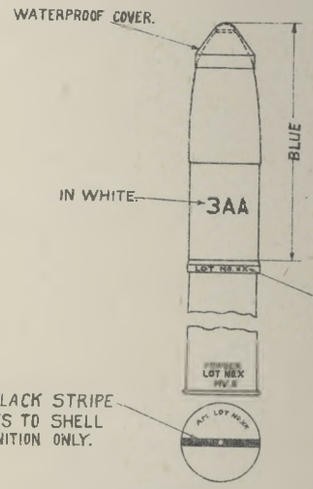

3 IN. ANTI-AIRCRAFT TRACER SHELL MARK III.

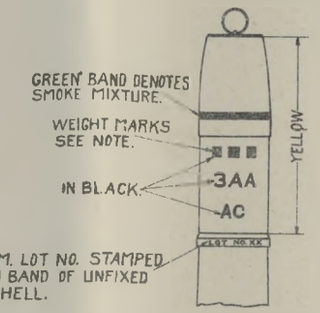

3 IN. ANTI-AIRCRAFT SHELL MARK I.

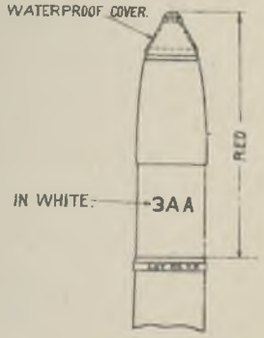

3 IN. ANTI-AIRCRAFT SHRAPNEL MARK I.

WEIGHT ZONES FOR 3 IN. AA SHELL MARK I		
OVER	UP TO & INCLUDING	MARK
13 LBS. 9 OZ.	13 LBS. 12 OZ.	■
13 LBS. 12 OZ.	14 LBS. 0 OZ.	■■
14 LBS. 0 OZ.	14 LBS. 3 OZ.	■■■



DETONATING FUZE MARK III.

DETONATING FUZE MARK V.

WEIGHT ZONES FOR 75 m/m GAS SHELL NOT INCLUDING FUZE WEIGHTS.				
FROM		TO		WEIGHT MARK
LBS	OZ	LBS	OZ	
10	11	11	0	L
11	0	11	5	+
11	5	11	11	++
11	11	12	0	+++
12	0	12	5	++++

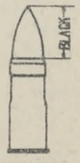

37 m/m COMMON STEEL SHELL MARK I.

SIZE OF BOX FOR 60 COMPLETE ROUNDS 8 3/16" X 12 5/16" X 19 3/16".

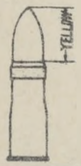

37 m/m HIGH EXPLOSIVE SHELL MARK II.

SIZE OF BOX FOR 60 COMPLETE ROUNDS 10 1/16" X 12 3/16" X 20"

NOTE:
SIZE OF BOX FOR 9 FIXED ROUNDS FOR 75 m/m GUN AND 75AA GUN - 12 3/8" X 13 15/16" X 28 1/2".
SIZE OF BOX FOR 9 FIXED ROUNDS FOR 3 IN. A.A. GUN - 10 3/8" X 12 7/8" X 36 5/8".
FOR MARKING OF BOXS SEE DWG. 20-4-14.

FUZE DRAWING T.O.M. 20.

ALL TITLES ARE UNDERLINED.

REVISIONS	
1	SEPT-6-1918

COLORING AND MARKING OF AMERICAN, 75 MM AMMUNITION AND 3 IN. AMMUNITION. AND 37 m/m AMMUNITION.

OFFICE OF C.O.O. S.O.S. JUNE 19, 1918.

SUBMITTED
ARTILLERY ORD. DEPT. U.S.A.
EXAMINED
LT. COL. ORD. DEPT. U.S.A.
ART. 4.5.
APPROVED BY ORDER OF CHIEF OF ORDNANCE
LT. COL. ORDNANCE DEPARTMENT

CLASS | DIVISION T.O.M. | DRAWING 15

ARTILLERY AMMUNITION SECTION

SIMCO-2-5-18

WEIGHT ZONES UNFUZED BUT INCLUDING MARK II ADAPTERS AND BOOSTER.		NUMBER OF SQUARES AND PUNCH MARKS
OVER	UP TO & INCLUDING	
43 LBS 0 OZ	43 LBS 11 OZ	1
43 LBS 11 OZ	44 LBS 6 OZ	2
44 LBS 6 OZ	45 LBS 1 OZ	3

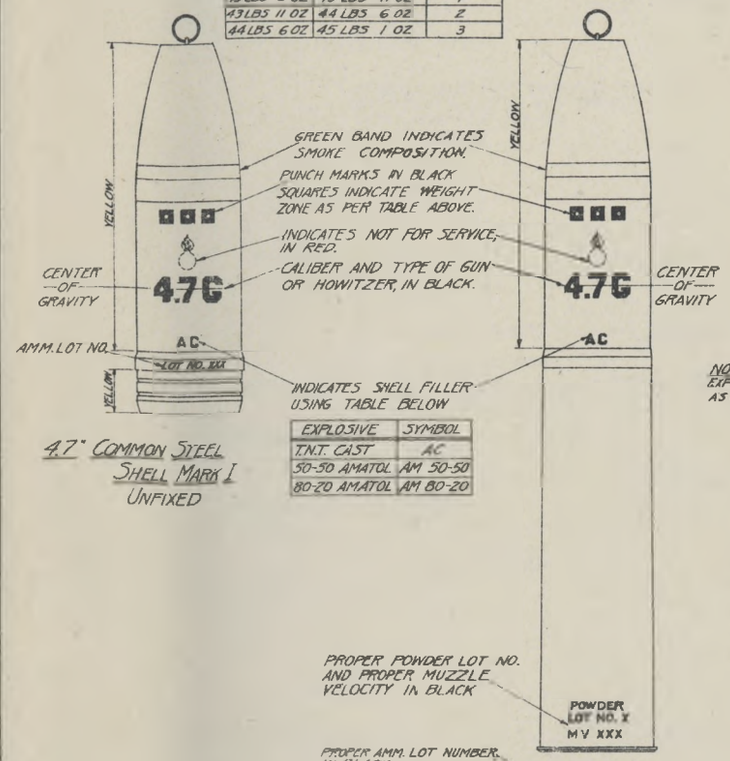

EXPLOSIVE	SYMBOL
T.N.T. CAST	AC
50-50 AMATOL	AM 50-50
80-20 AMATOL	AM 80-20

4.7" COMMON STEEL SHELL MARK I UNFIXED

4.7" COMMON STEEL SHELL MARK I FIXED

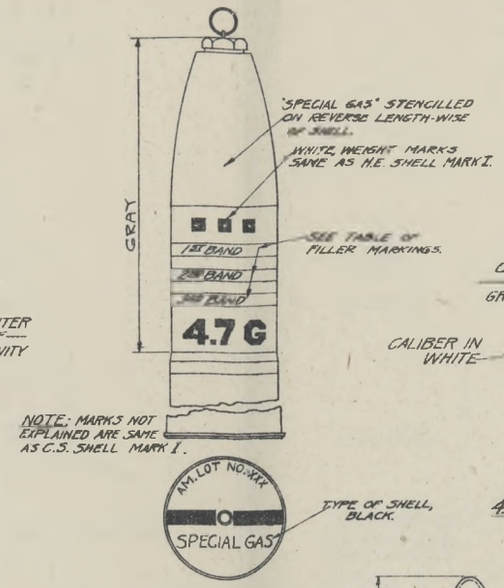

4.7" COMMON STEEL SHELL MARK II (GAS) FIXED

WEIGHT ZONES		NUMBER OF SQUARES AND PUNCH MARKS
OVER	UP TO & INCLUDING	
42 LBS 3 OZ	42 LBS 15 OZ	1
42 LBS 15 OZ	43 LBS 11 OZ	2
43 LBS 11 OZ	44 LBS 6 OZ	3

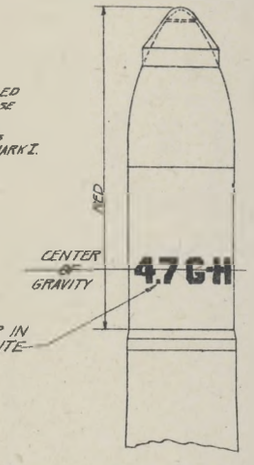

4.7" COMMON SHRAPNEL 60 LBS FIXED

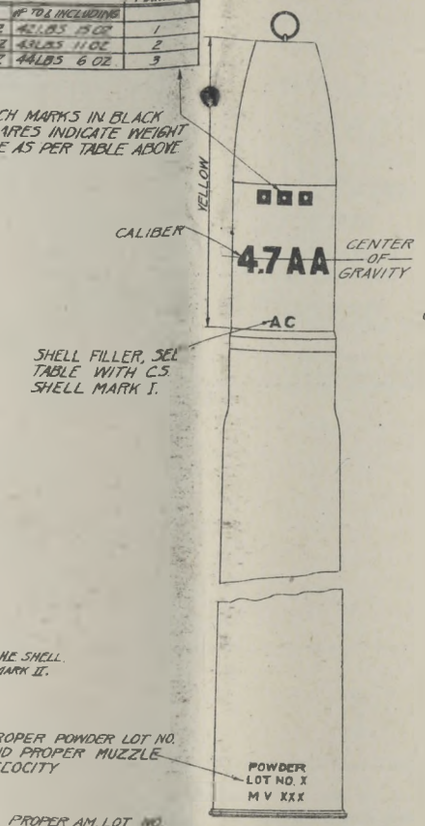

4.7" COMMON STEEL A.A. SHELL MARK III. FIXED.

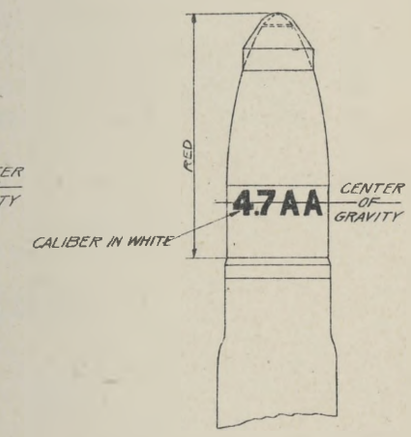

4.7" ANTI-AIRCRAFT SHRAPNEL MARK I FIXED

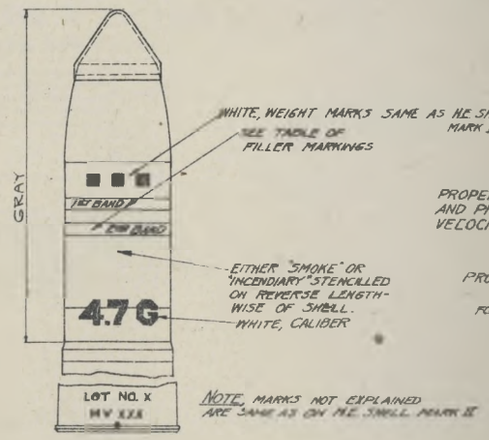

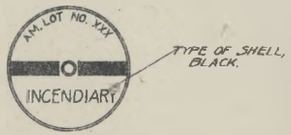

4.7" COMMON STEEL SHELL MARK IV ICENDIARY OR SMOKE FIXED

NOTE:
FUZE DRG., T.O.M. 20
PACKING BOX CONTAINING 2-4.7" ROUNDS 36.625" X 12.875" X 8.937"; CONTAINING 2-4.7" A.A ROUNDS 42.875" X 14.625" X 9.687". MARKING AS PER DRG. 20-4-14.

NOTE: TITLES ARE UNDERLINED.

TABLE OF SHELL FILLER MARKINGS				
SHELL FILLER	COLOR OF BANDS. 1ST BAND	2ND BAND	3RD BAND	STENCIL MARKING
V N	WHITE	NONE	NONE	SPECIAL GAS
C G	WHITE	WHITE	NONE	SPECIAL GAS
P S	WHITE	RED	NONE	SPECIAL GAS.
H S	RED	RED	RED	SPECIAL GAS.
B.A	RED	NONE	NONE	SPECIAL GAS
P G	WHITE	RED	WHITE	SPECIAL GAS
N C	WHITE	RED	YELLOW	SPECIAL GAS
W P	YELLOW	NONE	NONE	SPECIAL SMOKE
S F	WHITE	WHITE	WHITE	SPECIAL GAS
D A	RED	RED	NONE	SPECIAL GAS
C A	FOUR RED			SPECIAL GAS
INCENDIARY	NONE	NONE	NONE	INCENDIARY
F M	YELLOW	YELLOW	NONE	SPECIAL SMOKE

DWG. RE-FERS TO		REVISIONS	
CLASS	DIV	1	SEPT 6-1918

COLORING AND MARKING OF AMERICAN 4.7" AMMUNITION.

OFFICE OF THE CHIEF ORDNANCE OFFICER, S.O.S. A.E.F. 6-22-18

EXAMINED: MAJ. ORD. DEPT. N.A.

APPROVED BY ORDER OF THE CHIEF OF ORDNANCE: LT. COL. ORD. DEPT. N.A.

SUBMITTED: LT. COL. ORDNANCE DEPARTMENT.

DIVISION T.O.M. DRAWING 16

ARTILLERY AMMUNITION SECTION

WEIGHT ZONES OVER	TO AND INCLUDING	NO. OF SQUARES & PUNCH NO.	WEIGHT STENCILLING METRIC-EQUIV.
91 LBS-3 OZ	92 LBS-5 OZ	2	41K 700
92 LBS-5 OZ	93 LBS-6 OZ	3	42K 200
93 LBS-6 OZ	94 LBS-8 OZ	4	42K 700
94 LBS-8 OZ	95 LBS-10 OZ	5	43K 200
95 LBS-10 OZ	96 LBS-12 OZ	6	43K 700

THE ABOVE WEIGHTS DO NOT INCLUDE THE WEIGHT OF THE FUZE.

EXPLOSIVE.	SYMBOL
T.N.T. CAST.	AC
50-50 AMATOL	AM50-50
80-20 AMATOL	AM80-20

SHELLS NOT FOR SERVICE WILL BE STENCILLED IN RED PAINT WITH FLAMING BOMB.

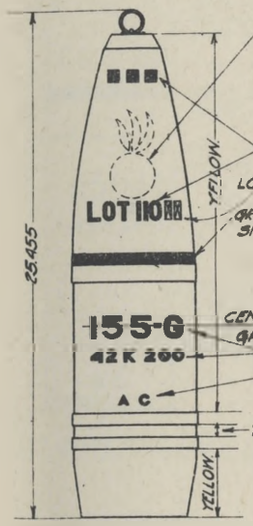

STENCIL BLACK.

LOT NO. OF LOADED SHELL.

GREEN BAND INDICATES SMOKE MIXTURE.

CENTER OF GRAVITY. IN BLACK.

SEE EXPLOSIVE TABLE ABOVE.

155 MM C.S. SHELL MARK III

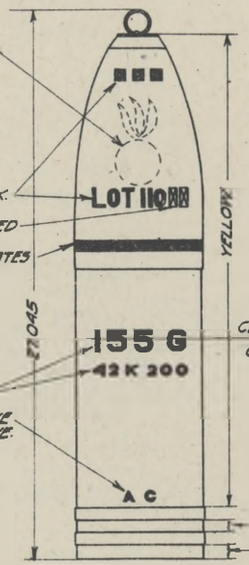

CENTER OF GRAVITY.

155 MM. C.S. SHELL MARK V

TIME FUZE ON ALL CHEMICAL SHELL EXCEPT GAS SHELL.

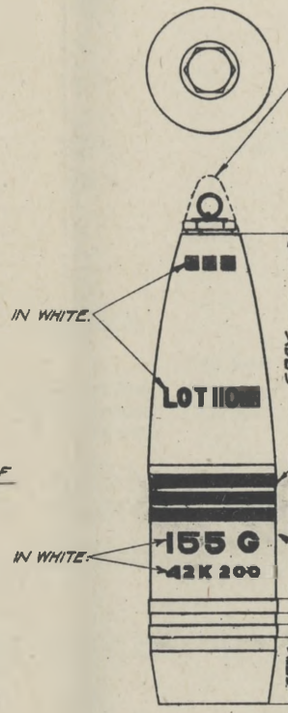

IN WHITE.

FOR COLOR AND NUMBER OF BANDS SEE TABLE OF MARKINGS BELOW.

FILLER MARKINGS WILL BE STENCILED LENGTHWISE IN WHITE ON OPPOSITE SIDE OF SHELL.

IN WHITE.

155 MM. C.S. SHELL MARK

GAS, SMOKE AND INCENDIARY.

DIMENSIONS OF PCKG. BOX FOR 155 MM GAS SHELL = 27.812 X 14.625 X 7.781; 2 SHELLS PER BOX.

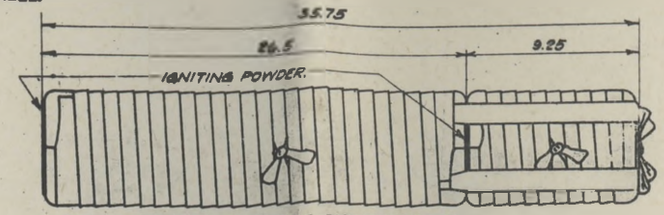

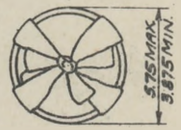

CARTRIDGE BAG FOR 155 MM GUN

MAXIMUM CHARGE 30 LBS.

BASE SECTION CHARGE POWDER 22. LBS.

INCREMENT SECTION CHARGE POWDER 8. LBS.

MINIMUM CHARGE 18 LBS.

BASE SECTION CHARGE POWDER 15. LBS.

INCREMENT SECTION CHARGE POWDER 4. LBS.

NOTE:

DIAMETER AND WEIGHT OF CARTRIDGE WILL VARY WITH DIFFERENT LOTS OF SMOKELESS POWDER. THE VARIATIONS GIVEN REPRESENT EXTREME LIMITS FOR THE SAME CHARGE.

STAMPED ON THE BOTTOM OF THE CONTAINER.

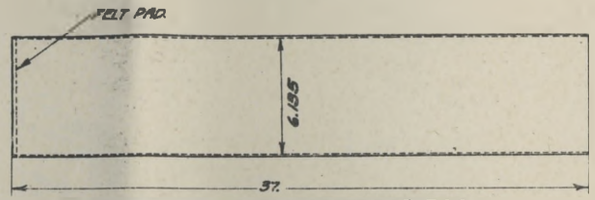

FIBRE CONTAINER FOR CARTRIDGE BAG

1-CARTRIDGE PER CONTAINER.

NOTE:

ALL TITLES ARE UNDERLINED.

FOR FUZES SEE DRAWING-T.O.M. 20.

FOR PRIMERS SEE DRAWING-T.O.M. 21.

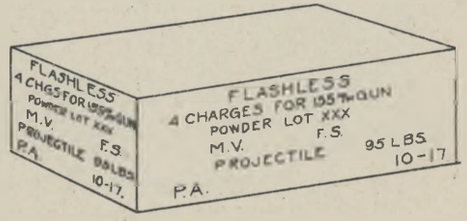

PACKING BOX FOR FIBRE CONTAINERS

CONTAINING 4 CARTRIDGES IN FIBRE CONTAINERS

DIMENSIONS OF PCKG BOX = 44.624 X 14.99 X 14.99

TABLE OF FILLER MARKINGS.

SHELL FILLER	COLOR OF BANDS. 1ST. BAND	2ND BAND	3RD BAND	STENCIL MARKINGS.
VN	WHITE	NONE	NONE	SPECIAL GAS.
CG	WHITE	WHITE	NONE	SPECIAL GAS.
PS	WHITE	RED.	NONE	SPECIAL GAS.
HS	RED.	RED.	RED.	SPECIAL GAS.
BA	RED.	NONE	NONE	SPECIAL GAS.
PG	WHITE	RED.	WHITE	SPECIAL GAS.
NC	WHITE	RED.	YELLOW	SPECIAL GAS.
WP	YELLOW	NONE	NONE	SPECIAL GAS.
SF	WHITE	WHITE	WHITE	SPECIAL GAS.
DA	RED.	RED.	NONE	SPECIAL GAS.
CA	FOUR RED.			SPECIAL GAS.
INCENDIARY.	NONE	NONE	NONE	INCENDIARY.
FM	YELLOW	YELLOW	NONE	SPECIAL SMOKE.

OTHER SPECIAL TYPES OF CHEMICAL SHELL WHOSE FUNCTION IS NOT INDICATED BY THE COLOR OF THE PAINT WILL HAVE STENCILLED ON THE SHELL A WORD TO INDICATE ITS FUNCTION.

DRAWING PERTAINS TO			REVISIONS	
CLASS	DIV	DRG	1 SEPT. 6, 1918	
			2 NOV. 7, 1918	

COLORING AND MARKING OF AMERICAN 155 MM. GUN AMMUNITION.

OFFICE OF C.O.O.A.E.F. FRANCE

JUNE 26, 1918

SUBJECT CD A.T.B. 877

CHB. Butler

LIEUT. U.T. ORDNANCE DEPARTMENT U.S. EXAMINED

APPROVED BY ORDER OF THE ACTING CHIEF OF ORDNANCE

Chas. M. Steere

ORDNANCE DEPARTMENT U.S.N.A. ORDNANCE DEPARTMENT U.S.A.

CLASS | DIVISION TOM | DRAWING 17 | FILE

F.T.S.-3-TOM 17

WEIGHT ZONES OVER	TO AND INCLUDING	NO. OF SQUARES & PUNCH MARKS	WEIGHT STENCILLING METRIC-EQUIV.
91 LBS-3 OZ	92 LBS-5 OZ	2	41K 700
92 LBS-5 OZ	93 LBS-6 OZ	3	42 K 200
93 LBS-6 OZ	94 LBS-8 OZ	4	42K 700
94 LBS-8 OZ	95 LBS-10 OZ	5	43 K 200
95 LBS-10 OZ	96 LBS-12 OZ	6	43K 700

THE ABOVE WEIGHTS DO NOT INCLUDE THE WEIGHT OF THE FUZE.

EXPLOSIVE.	SYMBOL
T.N.T. CAST.	AC
50-50 AMATOL	AM50-50
80-20 AMATOL	AM80-20

SHELLS NOT FOR SERVICE WILL BE STENCILLED IN RED PAINT WITH FLAMING BOMB.

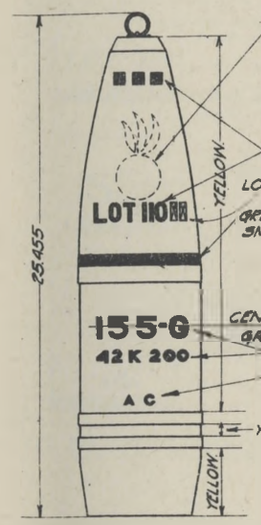

155 MM C.S. SHELL MARK III

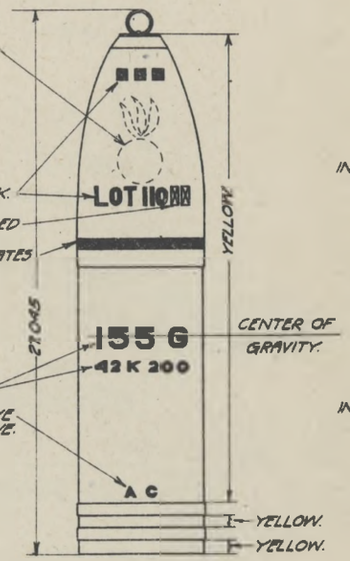

155 MM. C.S. SHELL MARK V

TIME FUZE ON ALL CHEMICAL SHELL EXCEPT GAS SHELL.

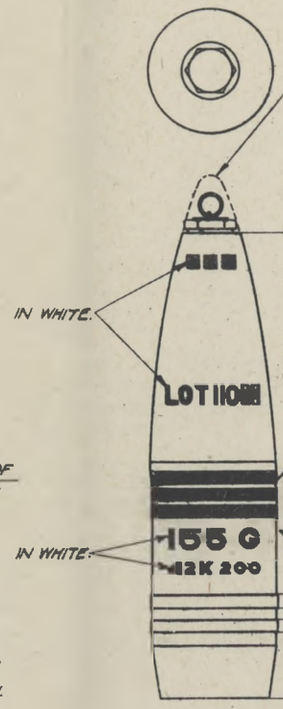

155 MM. C.S. SHELL MARK

GAS, SMOKE AND INCENDIARY.

DIMENSIONS OF PCKG. BOX FOR 155 MM GAS SHELL = 27.812 X 14.625 X 7.781; 2 SHELLS PER BOX.

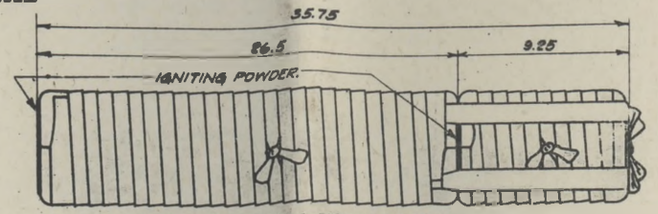

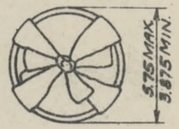

CARTRIDGE BAG FOR 155 MM GUN

MAXIMUM CHARGE 30 LBS.

BASE SECTION CHARGE POWDER 22. LBS.

INCREMENT SECTION CHARGE POWDER 8. LBS.

MINIMUM CHARGE 18 LBS.

BASE SECTION CHARGE POWDER 15. LBS.

INCREMENT SECTION CHARGE POWDER 4. LBS.

NOTE: DIAMETER AND WEIGHT OF CARTRIDGE WILL VARY WITH DIFFERENT LOTS OF SMOKELESS POWDER. THE VARIATIONS GIVEN REPRESENT EXTREME LIMITS FOR THE SAME CHARGE.

STAMPED ON THE BOTTOM OF THE CONTAINER.

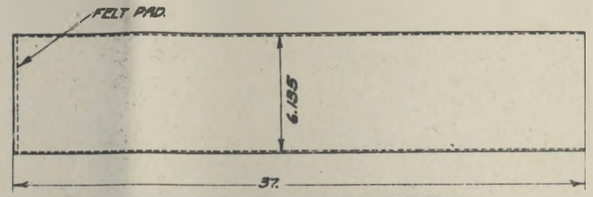

FIBRE CONTAINER FOR CARTRIDGE BAG.

1-CARTRIDGE PER CONTAINER.

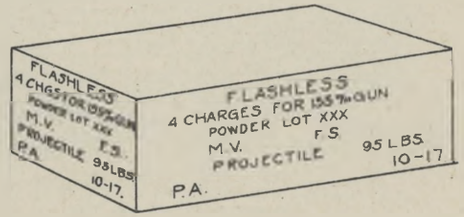

PACKING BOX FOR FIBRE CONTAINERS

CONTAINING 4 CARTRIDGES IN FIBRE CONTAINERS

DIMENSIONS OF PCKG BOX = 44.624 X 14.99 X 14.99

TABLE OF FILLER MARKINGS.

SHELL FILLER	COLOR OF BANDS. 1ST. BAND	2ND BAND	3RD BAND	STENCIL MARKINGS.
VN	WHITE	NONE.	NONE.	SPECIAL GAS.
CG	WHITE	WHITE.	NONE.	SPECIAL GAS.
PS	WHITE	RED.	NONE.	SPECIAL GAS.
HS	RED.	RED	RED.	SPECIAL GAS.
BA	RED.	NONE	NONE.	SPECIAL GAS.
PG	WHITE.	RED.	WHITE.	SPECIAL GAS.
NC	WHITE	RED.	YELLOW.	SPECIAL GAS
WP	YELLOW.	NONE.	NONE	SPECIAL GAS.
SF	WHITE.	WHITE	WHITE.	SPECIAL GAS.
DA	RED	RED.	NONE.	SPECIAL GAS.
CA	FOUR RED.			SPECIAL GAS.
INCENDIARY	NONE.	NONE.	NONE	INCENDIARY.
FM	YELLOW	YELLOW	NONE	SPECIAL SMOKE.

OTHER SPECIAL TYPES OF CHEMICAL SHELL WHOSE FUNCTION IS NOT INDICATED BY THE COLOR OF THE PAINT WILL HAVE STENCILLED ON THE SHELL A WORD TO INDICATE ITS FUNCTION.

NOTE:

ALL TITLES ARE UNDERLINED.

FOR FUZES SEE DRAWING-T.O.M. 20

FOR PRIMERS SEE DRAWING-T.O.M. 21.

DRAWING CHANGES TO	REVISIONS	
	7. 8.	OCT. 8, 1918 NOV. 2, 1918

CLASS

COLORING AND MARKING OF AMERICAN 155 MM. GUN AMMUNITION.

OFFICE OF C.O.O.A.E.F. FRANCE

JUNE 25, 1918

A.T.B. B.J.T.

1ST. LT. ORDNANCE DEPARTMENT U.S. EXAMINED

APPROVED BY ORDER OF THE ACTING CHIEF OF ORDNANCE

ORDNANCE DEPARTMENT U.S.N.A. ORDNANCE DEPARTMENT U.S.

DIVISION TOM | DRAWING 17 | FILE

F25-3 TOM 17

STENCILING FOR ONE END OF EACH ZONE	
ZONE NO. 1	ZONES NOS. 2-3-4-5-6-7
155 MM HOWITZER ZONE 1 BASE	155 MM HOWITZER ZONE ☒ INCREMENT 1

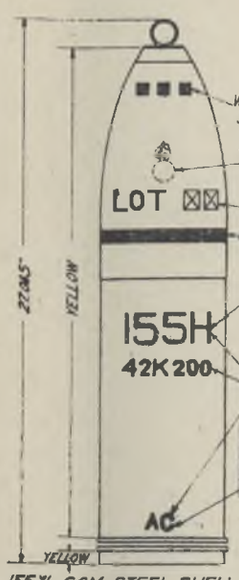

EXPLOSIVE	SYMBOL
TNT CAST	AC
50-50 AMATOL	AM50/50
80-20 AMATOL	AM80-20

155 M/M COM. STEEL SHELL MARK IV

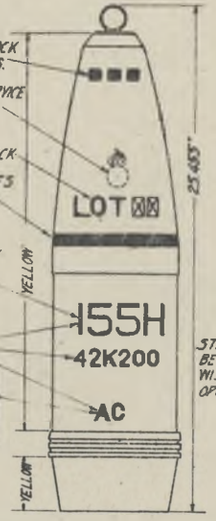

155 M/M COM. STEEL SHELL MARK I

STENCIL MARKING TO BE STENCILED LENGTH WISE IN WHITE ON THE OPPOSITE SIDE OF SHELL

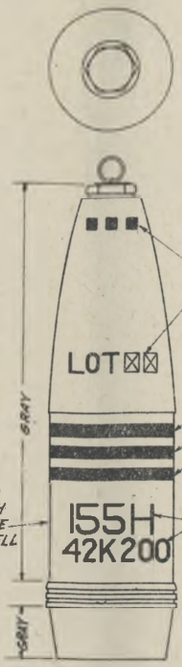

155 M/M COM. STEEL SHELL MARK II GAS.

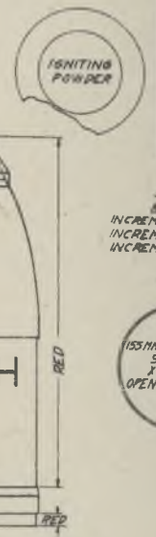

155 M/M SHRAPNEL MARK I

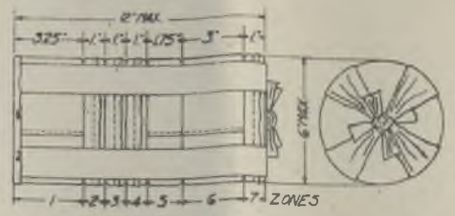

CARTRIDGE BAG FOR 155 M/M HOW. (SCHNEIDER) MOD '17.

BASE SECTION CHARGE - ZONE 1 SMOKELESS POWDER - 3 LBS.
INCREMENT SECTION CHARGES ZONES 2,3,4 & 7 SMOKELESS POWDER - 1 LB.
INCREMENT SECTION CHARGE - ZONE 5 - SMOKELESS POWDER - 1.5 LBS.
INCREMENT SECTION CHARGE - ZONE 6 - SMOKELESS POWDER - 2.5 LBS.
MAXIMUM CHARGE - 11 LBS.

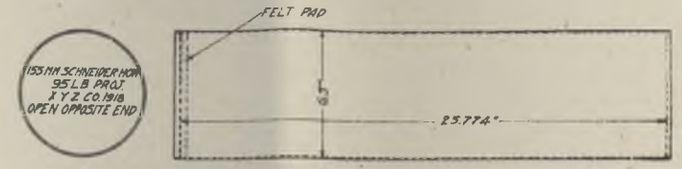

FIBRE CONTAINER FOR CARTRIDGE BAGS.
CAPACITY, TWO.

TABLE OF SHELL FILLER MARKINGS.

SHELL FILLER	COLOR OF BANDS			STENCIL MARKINGS
	1ST BAND	2ND BAND	3RD BAND	
VN	WHITE	NONE	NONE	SPECIAL GAS
CG	WHITE	WHITE	NONE	SPECIAL GAS
PS	WHITE	RED	NONE	SPECIAL GAS
HS	RED	RED	RED	SPECIAL GAS
BA	RED	NONE	NONE	SPECIAL GAS
PG	WHITE	RED	WHITE	SPECIAL GAS
NC	WHITE	RED	YELLOW	SPECIAL GAS
WP	YELLOW	NONE	NONE	SPECIAL SMOKE
SF	WHITE	WHITE	WHITE	SPECIAL GAS
DA	RED	RED	NONE	SPECIAL GAS
TA	FOUR RED			SPECIAL GAS
INCENDIARY	NONE	NONE	NONE	INCENDIARY
FM	YELLOW	YELLOW	NONE	SMOKE

OTHER SPECIAL TYPES OF CHEMICAL SHELL WHOSE FUNCTION IS NOT INDICATED BY THE COLOR OF THE PAINT WILL HAVE STENCILLED ON THE SHELL A WORD TO INDICATE ITS FUNCTION.

WEIGHT ZONES FOR 155 MM HOW SHELL NOT INCLUDING FUZE WEIGHTS.				
FROM		TO		WEIGHT MARK	WEIGHT STENCIL
LBS	OZ	LBS	OZ		
91	3	92	5	■■	41 K 700
92	5	93	6	■■■	42 K 200
93	6	94	8	■■■■	43 K 700
94	8	95	10	■■■■■	44 K 200
95	10	96	12	■■■■■■	45 K 700

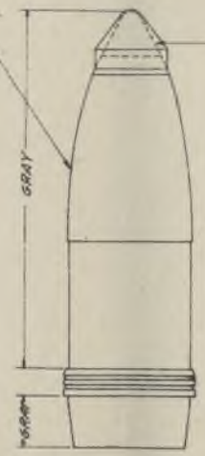

PAINTING FOR SMOKE SHELL & INCENDIARY PROJECTILE. MARKING WILL BE SIMILAR TO GAS SHELL.

155 M/M COM. STEEL SHELL MARK

NOTE:
SIZE OF PACKING BOX FOR TWO 155 M/M SHRAPNEL MARK I - 23.187" X 14.625" X 7.781"
SIZE OF PACKING BOX FOR TWO 155 M/M COM. STEEL SHELL MARK II - 27.812" X 14.625" X 7.781"

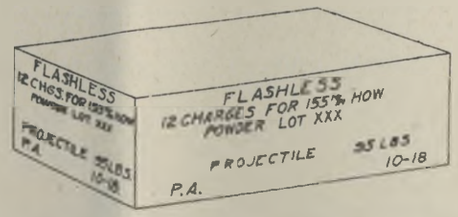

PACKING BOX FOR FIBRE CONTAINERS CARRYING CARTRIDGE BAGS.
CAPACITY 6 CONTAINERS
SIZE OF BOX - 15.375" X 22.125" X 30.75"

NOTE:
ALL TITLES ARE UNDERLINED.

DRAWING	REVISIONS	COLORING & MARKING OF AMERICAN 155 M/M HOW. AMMUNITION	
	SEPT. 6. 18	OFFICE OF C.O.O. A.E.F. S.O.S.	JULY 6. 1918
CLASS	DIVISION 70M	DRAWING 18	FILE

ARTILLERY AMMUNITION SECTION

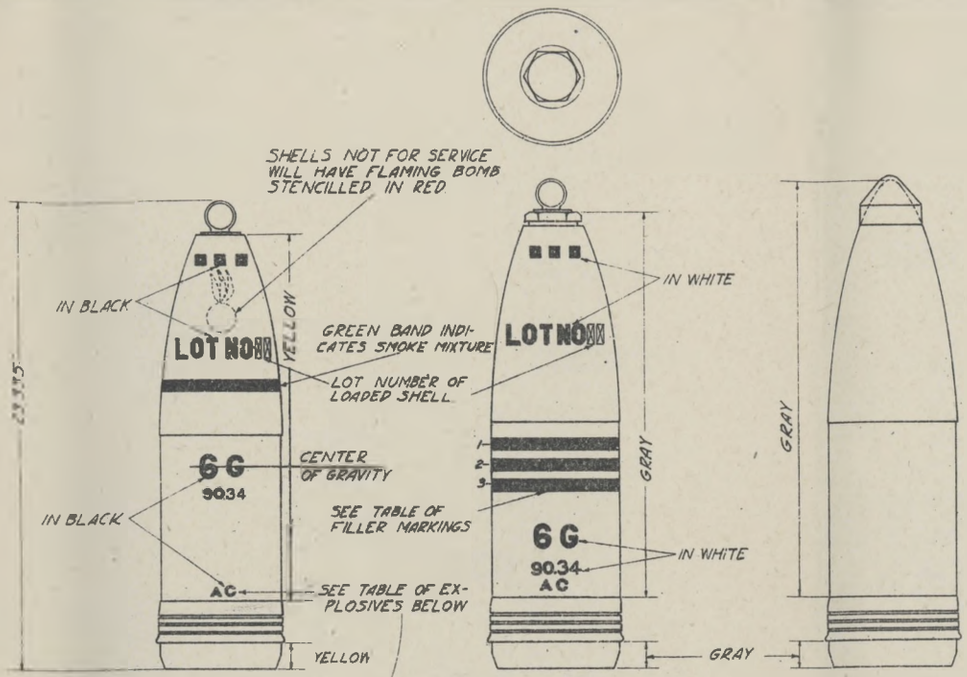

GIN. COM. STEEL SHELL
MARK II

GIN. COM. STEEL SHELL
MARK III
GAS

EXPLOSIVE	SYMBOL
TNT-CAST	AC
50-50 AMATOL	AM 50-50
80-20 AMATOL	AM 80-20

PAINTING FOR SMOKE SHELL & INCENDIARY PROJECTILES. THE MARKING IS SIMILAR TO THE GAS SHELL.

GIN. COM. STEEL SHELL
MARK V

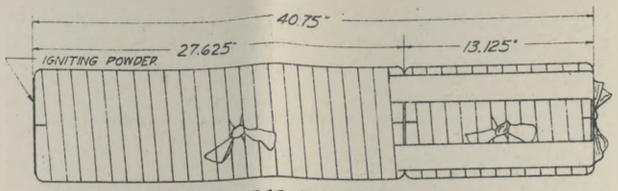

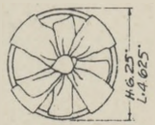

CARTRIDGE BAG FOR 6IN GUN

MAXIMUM CHARGE 40 LBS.
BASE SECTION CHARGE POWDER 25 LBS.
INCREMENT SECTION CHARGE POWDER 15 LBS.
MINIMUM CHARGE 20 LBS.
BASE SECTION CHARGE POWDER 13 LBS.
INCREMENT SECTION CHARGE POWDER 7 LBS.

NOTE:
THE DIAMETER AND WEIGHT OF THE CARTRIDGE WILL VARY WITH DIFFERENT LOTS OF SMOKELESS POWDER. THE VARIATIONS GIVEN REPRESENT EXTREME LIMITS FOR THE SAME CHARGE.



FIBRE CONTAINER FOR CARTRIDGE BAGS.
1 CARTRIDGE PER CONTAINER

WEIGHT OVER	ZONES TO AND INCLUDING	NO. OF SQUARES & PUNCHING	WEIGHT STENCILLING
86 LBS-14 OZ.	88 LBS-4 OZ.	1	87.56
88 - 4 "	89 - -10 -	2	88.94
89 - 10 "	91 " - 1 -	3	90.34

THE ABOVE WEIGHTS DO NOT INCLUDE THE WEIGHT OF FUZE

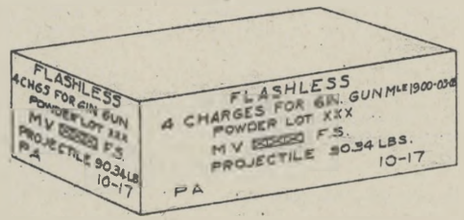

DIMENSIONS OF PACKG BOX 47.124" x 14.374" x 14.374"

PACKING BOX FOR FIBRE CONTAINERS CARRYING CART. BAGS

4 CARTRIDGES PER CONTAINER

DIMENSIONS OF PCKG BOX FOR GIN. GAS SHELL - 25.875" X 14.50" X 7.687"
2 SHELL PER BOX.

TABLE OF FILLER MARKINGS

SHELL FILLER	COLOR OF BANDS 1ST BAND	2ND BAND	3RD BAND	STENCIL MARKINGS
YN	WHITE	NONE	NONE	SPECIAL GAS
CG	WHITE	WHITE	NONE	SPECIAL GAS
PS	WHITE	RED	NONE	SPECIAL GAS
HS	RED	RED	RED	SPECIAL GAS
BA	RED	NONE	NONE	SPECIAL GAS
PG	WHITE	RED	WHITE	SPECIAL GAS
NC	WHITE	RED	YELLOW	SPECIAL GAS
WP	YELLOW	NONE	NONE	SPECIAL SMOKE
SF	WHITE	WHITE	WHITE	SPECIAL GAS
BA	RED	RED	NONE	SPECIAL GAS
CA	F	OUR	RED	SPECIAL GAS
INCENDIARY	NONE	NONE	NONE	INCENDIARY
FM	YELLOW	YELLOW	NONE	SPECIAL SMOKE

OTHER SPECIAL TYPES OF CHEMICAL SHELL WHOSE FUNCTION IS NOT INDICATED BY THE COLOR OF THE PAINT WILL HAVE STENCILLED ON THE SHELL A WORD TO INDICATE ITS FUNCTION.

NOTE:
ALL TITLES ARE HEAVILY UNDERLINED.

FOR FUZES SEE DRAWING TOM 20.
FOR PRIMERS SEE DRAWING TOM 21.

DRAWING PERTAINS TO			REVISIONS	
CLASS	DIV.	DRG.	1 SEPT. 16-1918	
			2 NOV. 7-1918	

COLORING AND MARKING OF AMERICAN 6IN. GUN AMMUNITION
OFFICE OF C.O.O. AEF SOS

JULY 1. '18.

SUBMITTED: ATB BTF ART

APPROVED BY ORDER OF THE ACTING CHIEF OF ORDNANCE

CLASS | DIVISION TOM | DRAWING 19 | FILE

ARTILLERY AMMUNITION SECTION

TOM 19

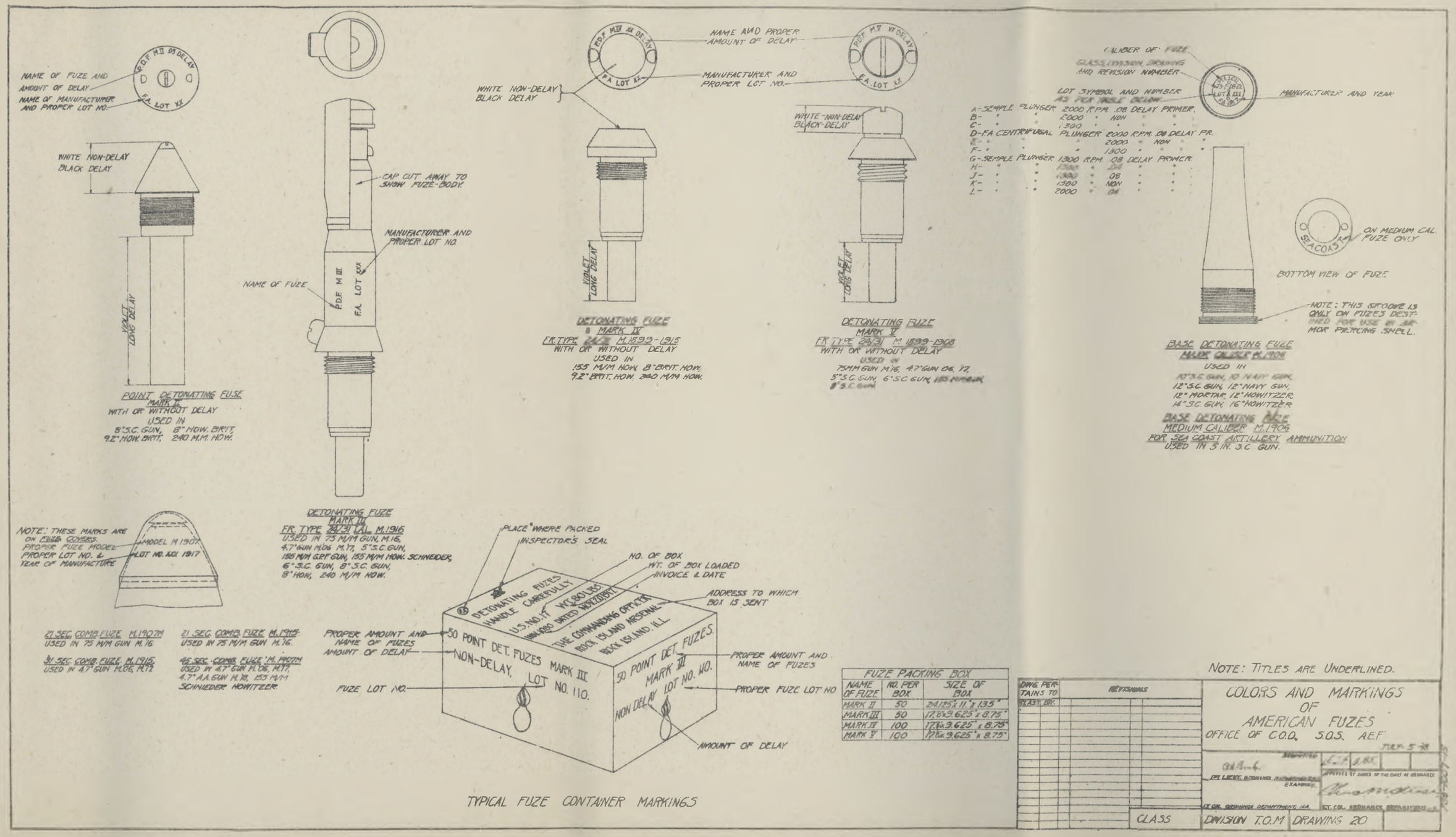

TYPICAL FUZE CONTAINER MARKINGS

FUZE PACKING BOX		
NAME OF FUZE	NO. PER BOX	SIZE OF BOX
MARK II	50	24.125" x 11" x 13.5"
MARK III	50	17.6" x 9.625" x 8.75"
MARK IV	100	17.6" x 9.625" x 8.75"
MARK V	100	17.6" x 9.625" x 8.75"

NOTE: TITLES ARE UNDERLINED.

DWG. PERTAINS TO			REVISIONS				
CLASS	DIV.						

COLORS AND MARKINGS OF AMERICAN FUZES
OFFICE OF C.O.O., S.O.S., A.E.F.

JULY 5 '18

1ST LIEUT. ORDNANCE DEPARTMENT, U.S.A. EXAMINER

APPROVED BY ORDER OF THE CHIEF OF ORDNANCE

LT. COL. ORDNANCE DEPARTMENT, U.S.A.

LT. COL. ORDNANCE DEPARTMENT, U.S.A.

CLASS	DIVISION T.O.M	DRAWING 20

ARTILLERY AMMUNITION SECTION

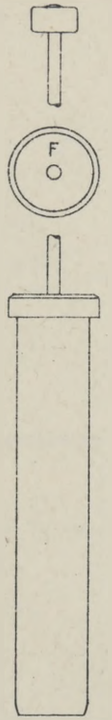

FRICTION PRIMER
MODEL OF 1914
FOR SEA-COAST CANNON

USED IN 5" S.C. GUN, 6" S.C. GUN, 8" S.C. GUN, 10" S.C. GUN, 12" S.C. GUN, 12" MORTAR, 12" HOWITZER, 14" S.C. GUN, 16" HOWITZER.

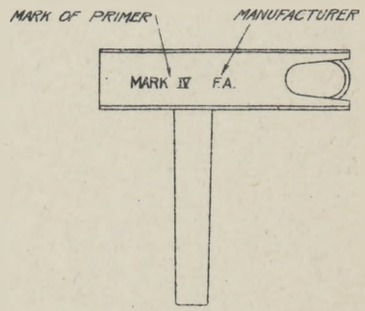

"I" MODEL
FRICTION PRIMER
MARK IV

USED IN 9.2" HOW.

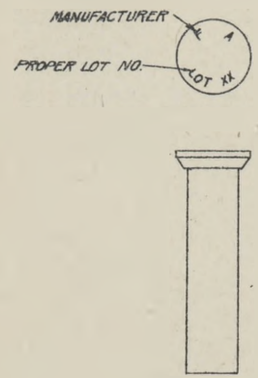

21 GRAIN
PERCUSSION PRIMER
MARK I

USED IN 155 M.M. G.P.F. GUN, 155 M.M. HOW. 8" HOW, 240 M.M. HOW.

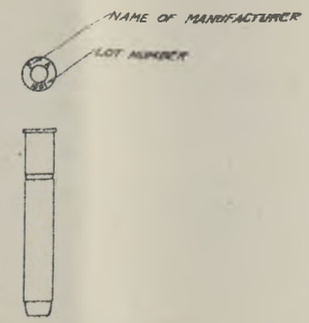

110 GRAIN PERCUSSION PRIMER

USED IN 3" MOD. 1918 A.A. GUN, 4.7" GUN MOD. '06/17, 4.7" GUN MOD. '18 A.A.

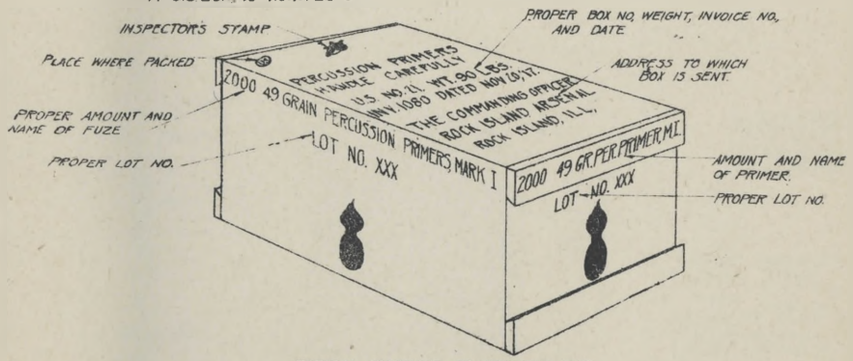

TYPICAL MARKING OF PACKING BOX

PRIMER	NO. IN BOX	DIM. OF BOX
FRICTION MODEL '14	500	16.65" x 16.5" x 5.95"
"I" MODEL MARK IV	900	18" x 12.03" x 10.78"
21 GR. PERC MARK I	2400	26.25" x 10.875" x 9.5"

NOTE: TITLES ARE UNDERLINED.

DWG PERTAINS TO			REVISIONS	
CLASS	DIV		NOV 7-1918	

MARKINGS
OF
AMERICAN PRIMERS
OFFICE OF C.O.O. S.O.S. A.E.F.

JULY 6-18

SUBMITTED: 1ST LIEUT. ORDNANCE DEPART. NOT. N.A.
EXAMINED: LT. COL. ORDNANCE DEPARTMENT, N.A.
APPROVED BY ORDER OF THE CHIEF OF ORDNANCE: LT. COL. ORDNANCE DEPARTMENT

CLASS | DIVISION T.O.M. | DRAWING 21

ARTILLERY AMMUNITION SECTION

F.E.-1001-96

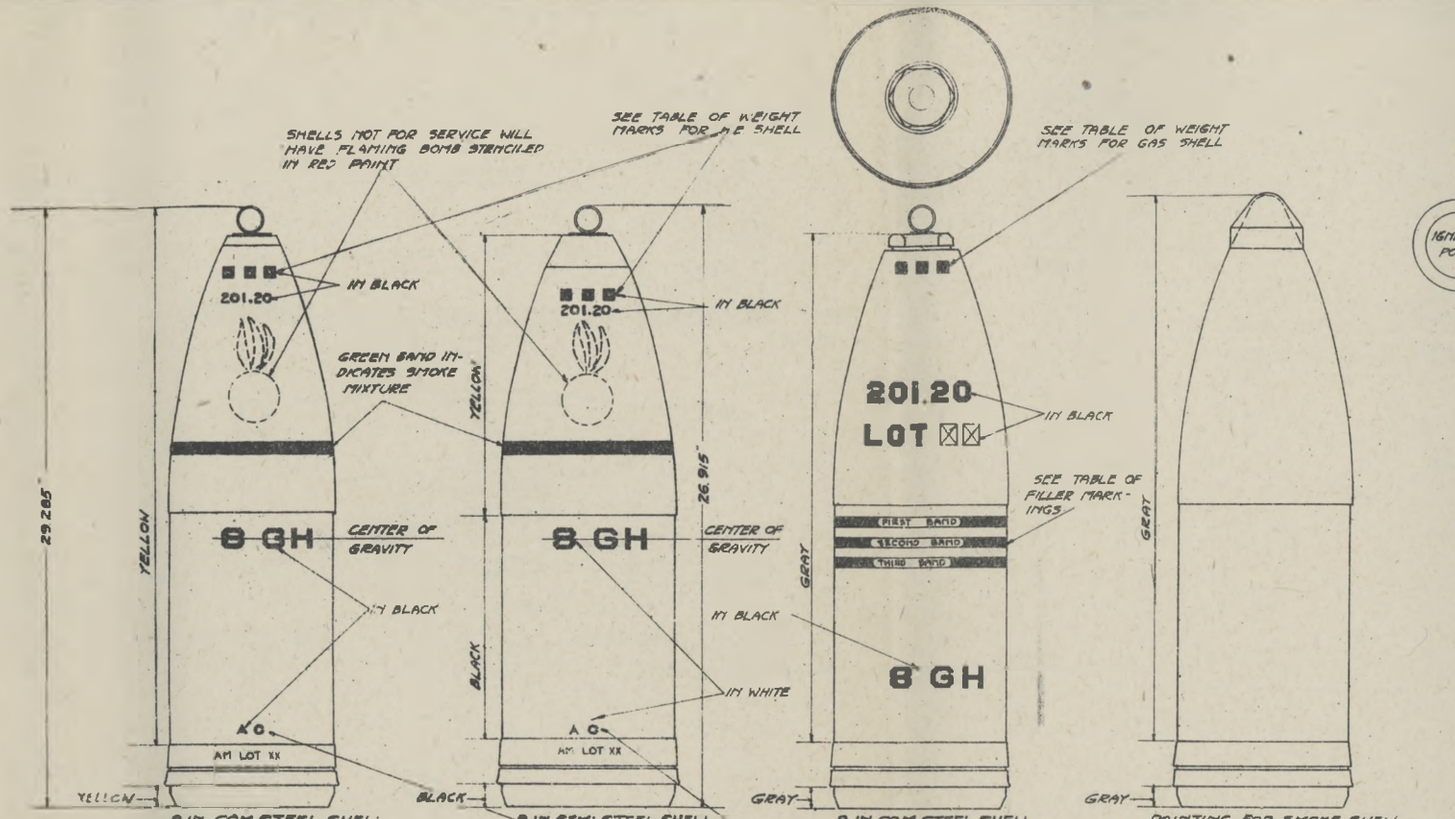

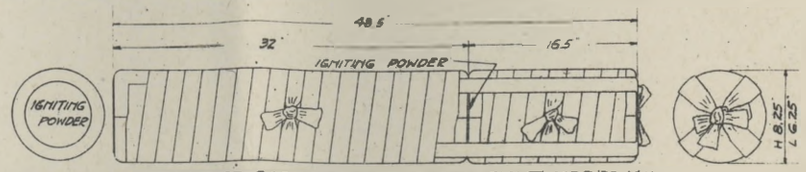

CARTRIDGE BAG FOR 8 IN. S.C. GUN RY. MT. MOD 88 M.II

MAXIMUM CHARGE 90 LBS.
BASE CHARGE - 60 LBS. INCREMENT CHARGE - 30 LBS
MINIMUM CHARGE 50 LBS.
BASE CHARGE 35 LBS INCREMENT CHARGE - 15 LBS.

NOTE:- DIAMETER AND WEIGHT WILL VARY WITH DIFFERENT LOTS OF SMOKELESS POWDER. THE VARIATIONS GIVEN REPRESENT EXTREME LIMITS FOR THE SAME CHARGE.

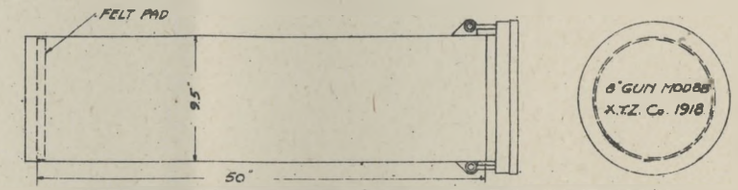

CARTRIDGE STORAGE CASE FOR 8 IN. S.C. GUN RY. MT. MOD 88
ONE CARTRIDGE PER CASE

FOR FUZES SEE DRAWING - TOM 20
FOR FUZES SEE DRAWING - TOM 21

NOTE:- ALL TITLES ARE HEAVILY UNDERLINED.

TABLE OF FILLER MARKINGS

SHELL FILLER	COLOR OF BANDS			STENCIL MARKINGS
	1st BAND	2nd BAND	3rd BAND	
VM	WHITE	NONE	NONE	SPECIAL GAS
CG	WHITE	WHITE	NONE	SPECIAL GAS
PS	WHITE	RED	NONE	SPECIAL GAS
HS	RED	RED	RED	SPECIAL GAS
BA	RED	NONE	NONE	SPECIAL GAS
PG	WHITE	RED	WHITE	SPECIAL GAS
MC	WHITE	RED	YELLOW	SPECIAL GAS
WP	YELLOW	NONE	NONE	SPECIAL SMOKE
SF	WHITE	WHITE	WHITE	SPECIAL GAS
DA	RED	RED	NONE	SPECIAL GAS
CA	FOUR RED			SPECIAL GAS
INCENDIARY	NONE	NONE	NONE	INCENDIARY
FM	YELLOW	YELLOW	NONE	SPECIAL SMOKE

OTHER SPECIAL TYPES OF CHEMICAL SHELL WHOSE FUNCTION IS NOT INDICATED BY THE COLOR OF THE PAINT WILL HAVE STENCILLED ON THE SHELL A WORD TO INDICATE ITS FUNCTION.

EXPLOSIVE	SYMBOL
T.N.T. CAST	AC
50-50 AMATOL	AM 50-50
80-20 AMATOL	AM 80-20

WEIGHT MARKS FOR GAS SHELL

WEIGHT ZONES		NO. OF SQUARES & PUNCHINGS	WEIGHT STENCILING
OVER	TO AND INCLUDING		
192 LBS - 1 OZ.	195 LBS - 6 OZ.	1	194.38
195.6 LBS - 6 OZ.	198 LBS - 11 OZ.	2	197.88
198 LBS. - 11 OZ.	202 LBS - 0 OZ.	3	201.20

THE ABOVE WEIGHTS DO NOT INCLUDE THE WEIGHT OF THE FUZE

WEIGHT MARKS FOR H.E. SHELL

WEIGHT ZONES		NO. OF SQUARES & PUNCHINGS	WEIGHT STENCILING
OVER	TO AND INCLUDING		
192 LBS - 9 OZ.	195 LBS - 14 OZ	1	194.38
195 LBS - 14 OZ.	199 LBS. - 3 OZ.	2	198.88
199 LBS - 3 OZ.	202 LBS - 8 OZ	3	201.20

THE ABOVE WEIGHTS DO NOT INCLUDE THE WEIGHT OF THE FUZE

DRAWING PERTAINS TO			REVISIONS		
CLASS	DIV.	DRG.	1	SEPT. 6, 1918	
			2	NOV. 7, 1918	

COLORING AND MARKING OF AMERICAN 8 IN GUN AMMUNITION

OFFICE OF C.O.D. - A.C.F. - 505

JULY 8 1918

SUBMITTED: Geo. Dunn, Lt. Ordnance Department U.S.A. Chief

APPROVED BY ORDER OF T. A. ACTING CHIEF OF ORDNANCE: Chas. Whittier, Lt. Colonel Ordnance Department U.S.A.

CLASS | DIV SC. TOM | DRAWING 22 | FILE

F 75-3-TOM 22

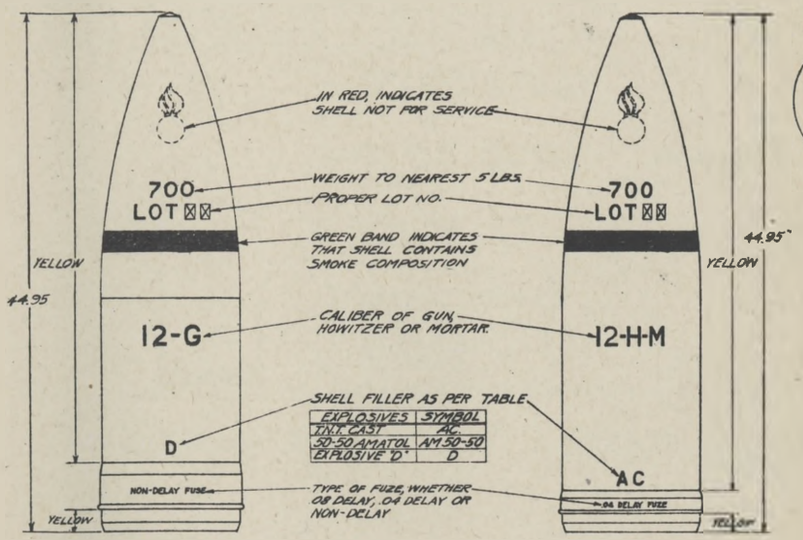

EXPLOSIVES	SYMBOL
T.N.T. CAST	AC
50-50 AMATOL	AM 50-50
EXPLOSIVE "D"	D

12 IN. COMMON STEEL SHELL
MARK VI
FOR GUN

12 IN. COMMON STEEL SHELL
MARK VIII
FOR MORTAR AND HOWITZER

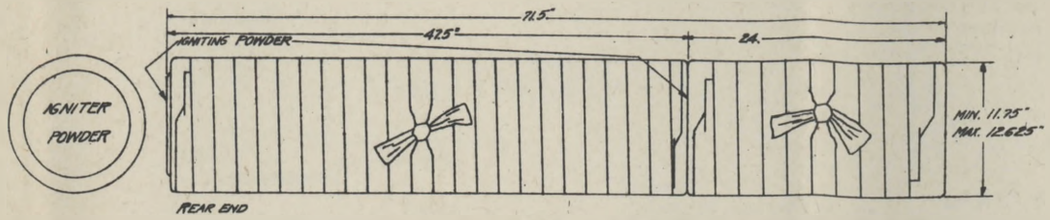

CARTRIDGE BAG FOR 12 IN. S.C. R.R. MOUNT GUN MOD. 95-95 M1-1900
MAXIMUM CHARGE 300 LBS
BASE SECTION 200 LBS. INCREMENT SECTION 100 LBS.
MINIMUM CHARGE 225 LBS.
BASE SECTION 155 LBS. INCREMENT SECTION 70 LBS.

NOTE:-
DIAMETER AND WEIGHT OF CARTRIDGE WILL VARY WITH DIFFERENT LOTS OF SMOKELESS POWDER. THE VARIATIONS GIVEN REPRESENT EXTREME LIMITS FOR THE SAME CHARGE.



CARTRIDGE STORAGE CASE FOR S.C. GUN
RY. MT. FOR 12" MD. 88-95 AND 12" MORTAR
MODEL 1890-1890 MT.
HINGED BOLT COVER OR SPIDER COVER
FOR GUN, 17" DIA. x 79.875" LONG FOR HOW. 15.5" x 47.375" LONG.

NOTE
FUZE DWG. T.O.M. 20
PRIMER DWG. T.O.M. 21

NOTE: TITLES ARE UNDERLINED.

DWG PERTAINS TO		REVISIONS	
CLASS	DIV	1 NOV. 7-1918	

COLORS AND MARKINGS
OF
AMERICAN 12 INCH AMMUNITION
OFFICE OF C.O.O. S.O.S. A.E.F.
JULY-6-18.

SUBMITTED
1ST LIEUT. ORDNANCE DEPARTMENT, U.S.A.
EXAMINED
LT. COL. ORDNANCE DEPARTMENT U.S.A.
APPROVED BY ORDER OF THE CHIEF OF ORDNANCE
LT. COL. ORDNANCE DEPARTMENT

CLASS | DIVISION T.O.M. | DRAWING 23

F36-1007-26

ARTILLERY AMMUNITION SECTION

WEIGHT ZONES FOR 9.2 IN. COM. STEEL SHELL MK IX NOT INCLUDING FUZE WEIGHT.						WEIGHT ZONES FOR 240 m/m COM. STEEL SHELL MK. I NOT INCLUDING FUZE WEIGHT.					
FROM		TO		WEIGHT MARK	WEIGHT STENCIL	FROM		TO		WEIGHT MARK	WEIGHT STENCIL
LBS	OZ	LBS	OZ			LBS	OZ	LBS	OZ		
284	4	287	1	■	286.00	343	14	349	11	■	347.15
287	1	289	15	■■	288.85	349	11	355	9	■■	353.
289	15	292	12	■■■	291.70	355	9	361	6	■■■	358.85

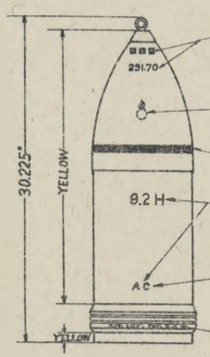

WEIGHT MARKS & STENCILS ARE IN BLACK. SEE WEIGHT ZONES ABOVE.

SHELLS NOT FOR SERVICE WILL HAVE FLAMING BOMB IN RED.

GREEN BAND DENOTES SMOKE MIXTURE.

CALIBRE IN BLACK.

EXPLOSIVE	SYMBOL
T.N.T. CAST	AC
50-50 AMATOL	AM 50-50
EXPLOSIVE "D"	D

AMMUNITION LOT NO STAMPED ON BAND.

9.2 IN. COM. STEEL SHELL MARK IX FOR HOW.

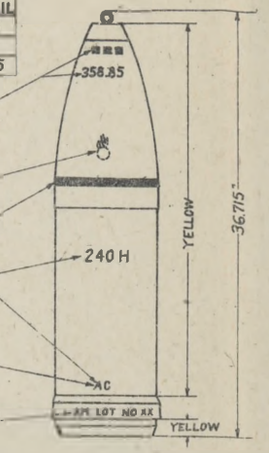

240 m/m COM. STEEL SHELL MARK I FOR HOW.

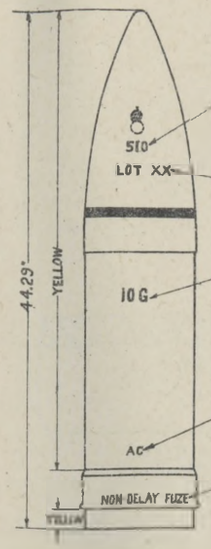

ACTUAL WEIGHT OF SHELL INCLUDING FUZE & BASE COVER TO NEAREST 5 LBS., IN BLACK.

AMMUNITION LOT NO. IN BLACK

CALIBRE IN BLACK.

SHELL FILLER IN BLACK

TYPE OF FUZE STAMPED ON BAND.

10 IN. COM. STEEL SHELL MARK II.

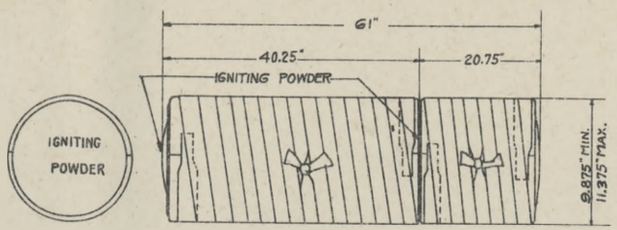

NOTE:-
DIAMETER AND WEIGHT OF CARTRIDGE WILL VARY WITH DIFFERENT LOTS OF SMOKELESS POWDER. THE VARIATIONS GIVEN REPRESENT EXTREME LIMITS FOR THE SAME CHARGE.

CARTRIDGE BAG FOR 10 IN. S.C. R.R. MOUNT GUN MOD. 88-95.

MAXIMUM CHARGE 200 LBS.
BASE SECTION 135 LBS. INCREMENT SECTION 65 LBS.
MINIMUM CHARGE 150 LBS.
BASE SECTION 100 LBS INCREMENT SECTION 50 LBS.



CONTAINER FOR CARTRIDGE BAG FOR 10 IN. S.C. R.R. MOUNT GUN MOD. 88-95.
CAPACITY, ONE.

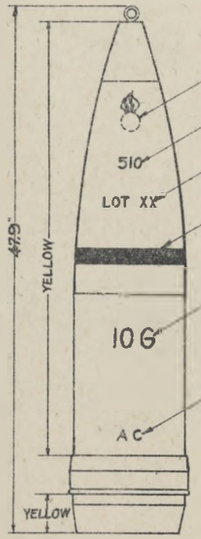

FLAMING BOMB STENCILLED IN RED INDICATES SHELL IS NOT FOR SERVICE

WEIGHT OF SHELL TO NEAREST 5 LBS. IN BLACK

PROPER LOT NO. IN BLACK.

BLACK BAND INDICATES THAT SHELL CONTAINS SMOKE COMPOSITION

CALIBER OF GUN IN BLACK

SHELL FILLER IN BLACK

10 IN. COM. STEEL SHELL MARK IV FOR GUN

FOR 9.2 IN. HOW. CARTRIDGE BAG	
STENCILLING FOR ONE END OF EACH ZONE	
ZONE 1	ZONES 2, 3 & 4.
9.2 IN. HOWITZER ZONE 1 BASE	9.2 IN. HOWITZER ZONE ☒ INCREMENT

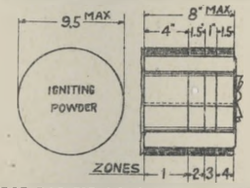

CARTRIDGE BAG FOR 9.2 IN. B.L. HOWITZER MARK I.

MAXIMUM CHARGE - 16.5 LBS.
BASE SECTION CHARGE-ZONE 1-SMOKELESS POWDER-8.5 LBS.
INCREMENT SECTION CHARGE-ZONES 2 & 4 SMOKELESS POWDER 3 LBS.
INCREMENT SECTION CHARGE-ZONE 3 SMOKELESS POWDER 2 LBS.

FUZE DRAWING T.O.M. 20.
PRIMER DRAWING T.O.M. 21.
NOTE:- ALL TITLES ARE UNDERLINED.

DRG PER TAINS TO		REVISIONS	
CLASS	DIV	1	NOV. 7-1918

COLORING AND MARKING OF AMERICAN 9.2 IN. HOW., 240 m/m HOW. AND 10 IN. GUN AMMUNITION.

OFFICE OF C.O.O. S.O.S. A.E.F. JULY 12, 1918

SUBMITTED — A.R.T.
MAJ. LT. ORD. DEPT. N.A.
APPROVED BY ORDER OF THE CHIEF OF ORDNANCE
EXAMINED
LT. COL. ORD. DEPT. N.A. — LT. COL. ORDNANCE DEPARTMENT.

CLASS	DIVISION T.O.M.	DRAWING 24

ARTILLERY AMMUNITION SECTION

P.S. 407-25

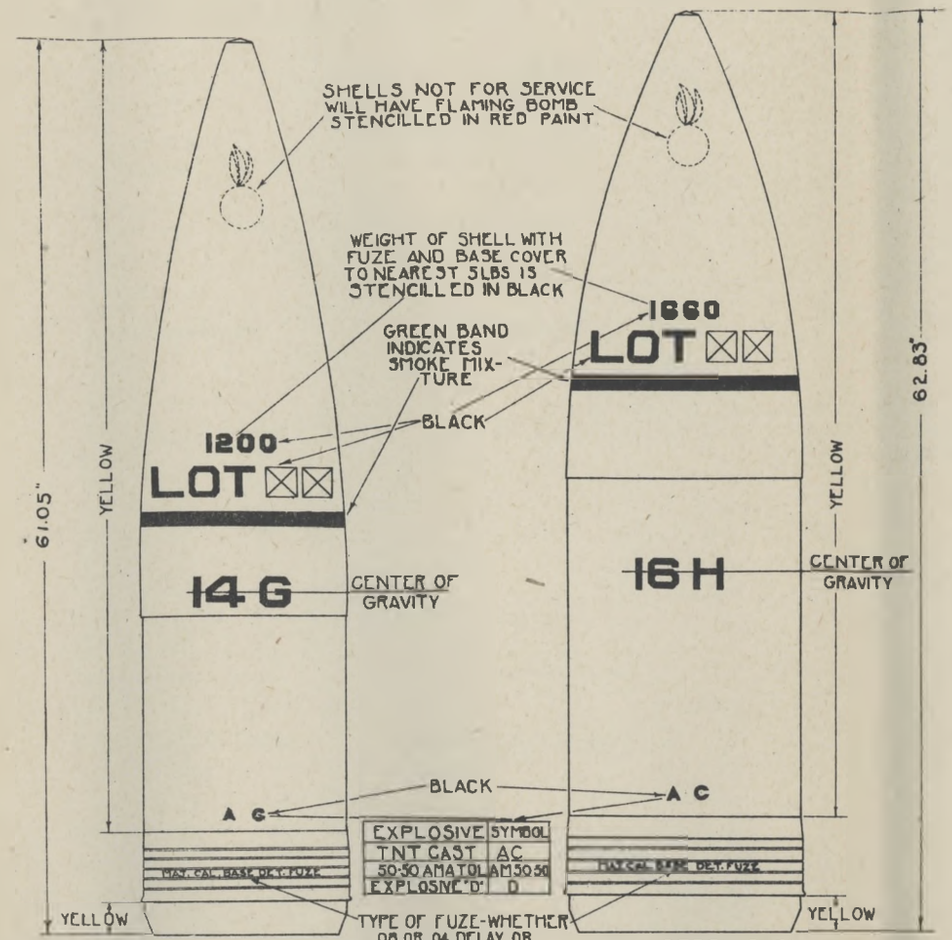

14 IN COM. STEEL SHELL MARK II

16 IN COM. STEEL SHELL MARK II

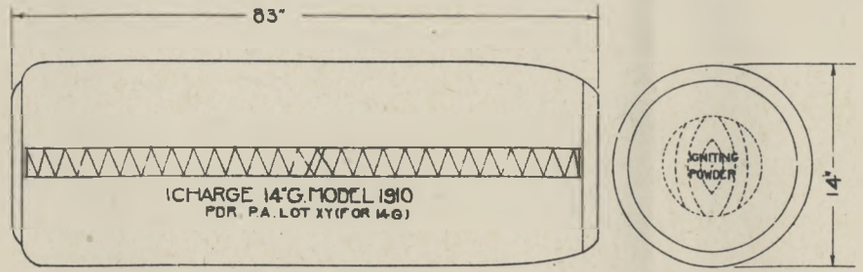

POWDER BAG FOR 14 IN GUN MODEL 1910
CHARGE 421 LBS SMOKELESS POWDER

FOR FUZES SEE DRG. TOM 20
FOR PRIMERS SEE DRG TOM 21

NOTE:
ALL TITLES ARE HEAVILY UNDERLINED

DRG. PERTAINS TO CLASS	DIV.	REVISIONS		

COLORING AND MARKING OF AMERICAN 14 IN GUN & 16 IN HOWITZER AMMUNITION

OFFICE OF CON - AEF - S.O.S JULY 10, 1918

SUBMITTED: A.T.B.
1ST LT. ORDNANCE DEPARTMENT N.A.
APPROVED BY ORDER OF THE CHIEF OF ORDNANCE
EXAMINED:
LT. COL ORDNANCE DEPARTMENT N.A.
LT. COL ORDNANCE DEPARTMENT

CLASS | DIVISION TOM | DRAWING 25

ARTILLERY AMMUNITION SECTION

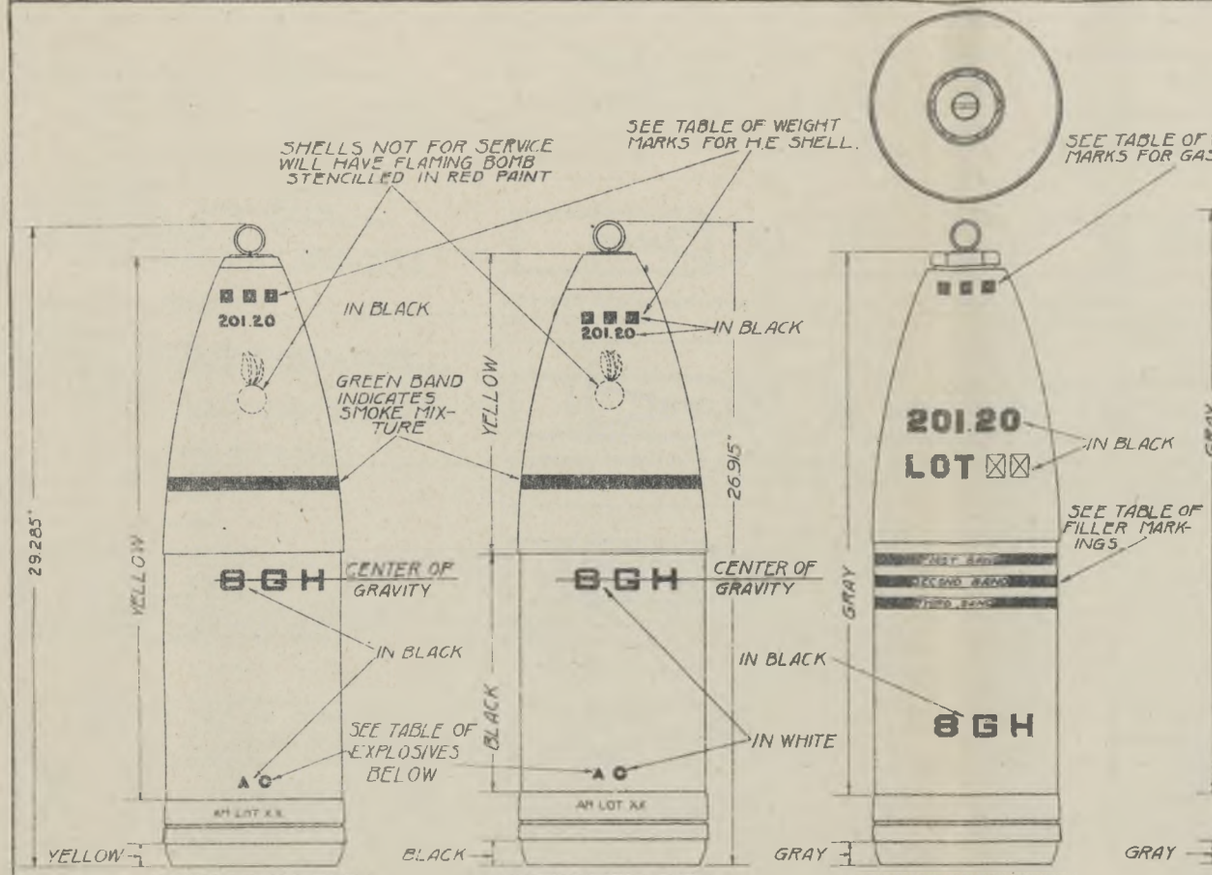

8IN COM. STEEL SHELL MARK ___ | 8IN SEMI-STEEL SHELL MARK ___ | 8IN COM. STEEL SHELL MARK ___ GAS.

STENCILING FOR ONE END OF EACH ZONE	
ZONE NO 1	ZONES NOS 2,3,4.
8IN HOWITZER ZONE 1 BASE	8IN. HOWITZER ZONE ⊠ INCREMENT

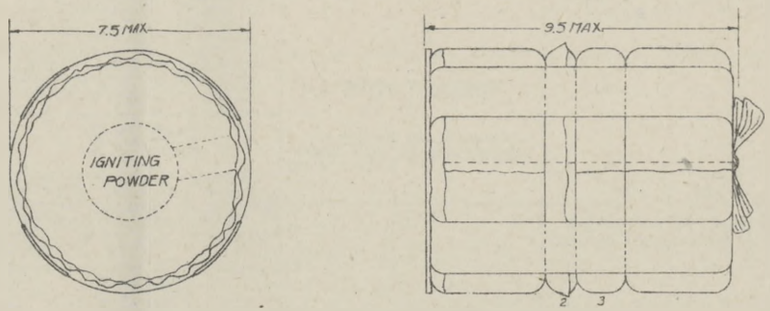

CARTRIDGE BAG FOR 8IN. BL. HOW. MK I-VI
MAXIMUM CHARGE - 13LBS

	BASE SECTION CHARGE - ZONE	SMOKELESS PDR - 5LBS.
INCREMENT	2	15
	3	2
	4	4.5

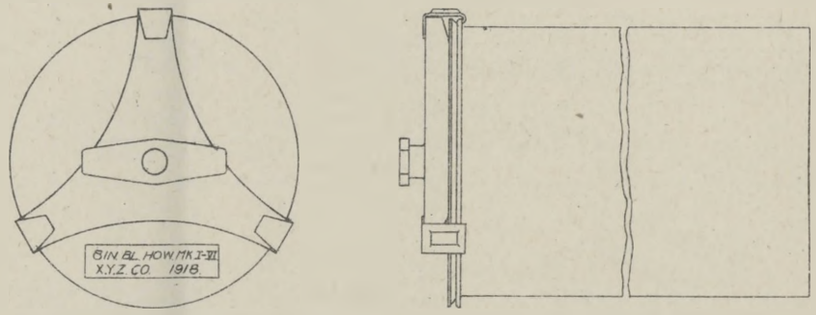

CARTRIDGE STORAGE CASE FOR 8IN BL. HOW. MKS. I-VI
FOUR CARTRIDGES PER CASE

PAINTING FOR SMOKE SHELL & INCENDIARY PROJECTILES. SIMILAR TO THAT OF GAS SHELL
8IN. COM. STEEL SHELL MARK

TABLE OF FILLER MARKINGS

SHELL FILLER	COLOR OF BANDS 1ST BAND	2ND BAND	3RD BAND	STENCIL MARKINGS
VN	WHITE	NONE	NONE	SPECIAL GAS
CG		WHITE		
PS		RED		
HS	RED		RED	
BA		NONE	NONE	
PG	WHITE	RED	WHITE	
NC			YELLOW	
WP	YELLOW	NONE	NONE	SMOKE
SF	WHITE	WHITE	WHITE	SPECIAL GAS
DA	RED	RED	NONE	
CA	FOUR RED			
INCENDIARY	NONE	NONE	NONE	INCENDIARY
FM	YELLOW	YELLOW		SPECIAL SMOKE

OTHER SPECIAL TYPES OF CHEMICAL SHELL WHOSE FUNCTION IS NOT INDICATED BY THE COLOR OF THE PAINT WILL HAVE STENCILLED ON THE SHELL A WORD TO INDICATE ITS FUNCTION

EXPLOSIVE	SYMBOL
T.N.T CAST	A C
50/50 AMATOL	AM50/50
80/20 AMATOL	AM80/20

WEIGHT MARKS FOR GAS SHELL

WEIGHT ZONES OVER	TO AND INCLUDING	NO OF SQUARES & PUNCH MKS	WEIGHT STENCILING
76.2 LBS 1 OZ	195 LBS 6 OZ	1	194.58
195.6 LBS 6 OZ	198 LBS 11 OZ	2	197.88
198 LBS 11 OZ	202 LBS 0 OZ	3	201.20

THE ABOVE WEIGHTS DO NOT INCLUDE THE WEIGHT OF THE FUZE

WEIGHT MARKS FOR H.E. SHELL

WEIGHT ZONES OVER	TO AND INCLUDING	NO OF SQUARES & PUNCH MKS	WEIGHT STENCILLING
192 LBS 9 OZ	195 LBS 14 OZ	1	194.58
195 " 14 "	199 " 3 "	2	197.88
199 " 3 "	202 " 8 "	3	201.20

THE ABOVE WEIGHTS DO NOT INCLUDE THE WEIGHT OF THE FUZE

FOR FUZES SEE DRAWING - TOM 20
FOR PRIMERS SEE DRAWING - TOM 21

NOTE:
ALL TITLES ARE HEAVILY UNDERLINED

DRAWING PERTAINS TO				REVISIONS	
CLASS	DIV.	DRG.		1	30 OCT 1918
				2	SEPT 26 1918
				3	NOV. 7-1918

COLORING & MARKING OF AMERICAN 8IN HOW. AMMUNITION
OFFICE OF C.O.O. - AEF - S.O.S.
JULY 8. 18

ATB.

APPROVED BY ORDER OF THE ACTING CHIEF ORDNANCE OFFICER

CLASS | DIVISION TOM | DRAWING 27 | FILE

ARTILLERY AMMUNITION SECTION.

TABLE NO. 1.

FIXED { COM. STEEL SHELL, COM. SHRAPNEL, CAST IRON SHELL, INCENDIARY PROJECTILES, ILLUMINATING PROJECTILES } FOR 3 IN. { GUN, HOWITZER, ANTI-AIR CRAFT GUN }

INSERT PROPER FIGURE. INSERT PROPER NAME OF PROJECTILE.

FOR FIXED AMMUNITION.

SEMI-FIXED { COM. STEEL SHELL, COM. SHRAPNEL, CAST IRON SHELL, INCENDIARY PROJECTILES, ILLUMINATING PROJECTILES } FOR 3 IN. { GUN, HOWITZER, ANTI-AIR CRAFT GUN }

INSERT PROPER FIGURE. INSERT PROPER NAME OF PROJECTILE.

FOR SEMI-FIXED AMMUNITION.

{ COM. STEEL SHELL, COM. SHRAPNEL, CAST IRON SHELL, INCENDIARY PROJECTILE, ILLUMINATING PROJECTILE } { WITH / WITH OUT } { LOADED CT'G. CASE, PROPELLING CHARGE } FOR GUN { GUN, HOWITZER }

INSERT PROPER FIGURE. INSERT PROPER NAME OF PROJECTILE.

FOR SEPARATE LOADING AMMUNITION.

10-SALUTING CASES FOR 3 IN. { GUN, HOWITZER }

INSERT PROPER FIGURE

FOR SALUTING AMMUNITION.

ADAPTED FOR (MT) FUZE.

NOTE:- INSERT PROPER MARK OF FUZE. IF ANY POINT FUZED SHELL SHOULD BE SHIPPED WITH FUZES ASSEMBLED INSERT WORD "FUZED" INSTEAD OF THE ABOVE.

APPROX. SIZE OF MARKING.

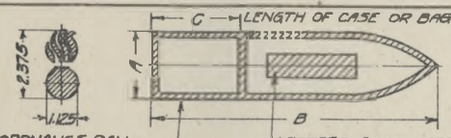

ORDNANCE BALL AND FLAME.

LETTERS .8 HIGH, .625 WIDE, LINES .15 WIDE.

LINES .25 WIDE AND WEBS IN STENCILS ARE .125 WIDE

NOTE:-
MARKING IN COLUMN 7 IS 2.375 HIGH, 1.5 WIDE. LINES .375 WIDE.
TYPICAL DESIGNS ARE SHOWN IN TABLES 2,3,4,5 & 6, WHICH MUST BE FOLLOWED TO A REASONABLE EXTENT IN THE DETAILED STENCIL.

SIZE OF AMMUNITION.	A	B	C
1.457 INCH	1.875	9	5.5
2.24 "	2.375	12.	7.
2.95 "	3.	14.	6.
3. "	2.75	12.5	5.
3.8 "	3.	14.	5.
4. "	2.375	15.	6.5
4.7 "	2.5	15.	8.
5. "	3.	14.	5.625
6. "	4.	19.	8.375
7. "	4.	19.	6.625

TABLE NO. 2

FOR FIXED OR SEMI-FIXED SHELL WITH BASE FUZE

FOR FIXED OR SEMI-FIXED SHELL WITH POINT FUZE.

FOR SEPARATE LOADING SHELL WITH BASE FUZE AND LOADED C'T'G CASE.



FOR SEPARATE LOADING SHELL WITH POINT FUZE AND LOADED C'T'G CASE.



FOR SEPARATE LOADING SHELL WITH BASE FUZE AND PROPELLING CHARGE.



FOR SEPARATE LOADING SHELL WITH POINT FUZE AND PROPELLING CHARGE.

TABLE NO. 3

FOR FIXED OR SEMI-FIXED COMMON SHRAPNEL.

FOR SEPARATE LOADING COMMON SHRAPNEL AND LOADED C'T'G. CASE.

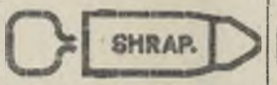

FOR SEPARATE LOADING COMMON SHRAPNEL AND PROPELLING CHARGE.

FOR HIGH EXPLOSIVE SHRAPNEL, THE PREFIX "H.E." IS ADDED TO THE WORD "SHRAP." OTHERWISE THE MARKING IS AS ABOVE.

TABLE NO. 4



FOR FIXED OR SEMI-FIXED TARGET PRACTICE PROJECTILE.

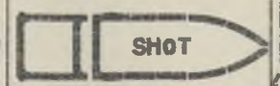

FOR SEPARATE LOADING TARGET PRACTICE PROJ. AND LOADED C'T'G CASE.

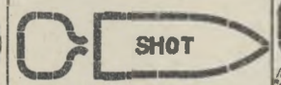

FOR SEPARATE LOADING TARGET PRACTICE PROJ. AND PROPELLING CHARGE.

TABLE NO. 5

FOR BLANK METALLIC SALUTING AMMUNITION.

TABLE NO. 6

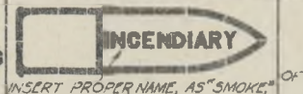

INSERT PROPER NAME, AS "SMOKE," "ILLUMINATING," ETC.

FOR FIXED OR SEMI-FIXED SPECIAL PROJECTILE.

INSERT PROPER NAME, AS "SMOKE," "ILLUMINATING," ETC.

FOR SEPARATE LOADING SPECIAL PROJECTILE AND LOADED C'T'G CASE.

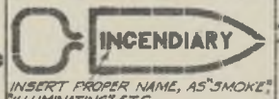

INSERT PROPER NAME, AS "SMOKE," "ILLUMINATING," ETC.

FOR SEPARATE LOADING SPECIAL PROJECTILE AND PROPELLING CHARGE

TABLE NO. 7.

3G ★

NUMERAL DESIGNATES SIZE OF AMMUNITION.
LETTER DESIGNATES TYPE OF GUN. "G" FOR GUN, "H" FOR HOWITZER AND "A" FOR ANTI-AIR CRAFT GUN.
STAR APPEARS ONLY WHEN AMMUNITION IS ASSEMBLED WITH TRACER. A RED STAR DESIGNATES NIGHT TRACER AND A BLACK STAR DESIGNATES DAY TRACER.

3G 03

THIS MARKING DISTINGUISHES BETWEEN THE MOBILE 3 IN. GUN AND THE SEACOAST 3 IN. GUN, THE "3G" BEING FOLLOWED BY THE MODEL OF THE GUN, AS "98 & 02" OR "03."

1 PDR
1 POM POM

MARKING FOR 1.457 IN., 1 PDR. GUNS.
"1 PDR" IS FOR THE 1.457 IN. 1 PDR. SUB-CAL GUN AND "1 POM POM" IS FOR THE 1.457 IN. POM POM, VICKERS MAXIM Q. F. GUN.

4.7 H P/M

MARKING FOR THE 4.7 IN. HOW. MOD. OF 1913, ON PEDESTAL MOUNT. THE "P" OVER "M" DISTINGUISHES THIS AMMUNITION FROM THAT FOR THE MOBILE 4.7 IN. HOWITZERS.

TABLE NO. 8.

LOT 511

INSERT PROPER LOT NUMBER

WITH TRACER

TO APPEAR ONLY WHEN AMMUNITION IS ASSEMBLED WITH TRACER.

TABLE NO. 9.

U. S. NO 20 WT. 12.8 LBS
INV. 1031, DATED MAY 1, 1917

THE "U.S." IS FOLLOWED BY THE PROPER NUMBER OF EACH BOX IN THE INVOICE. THE BOXES IN ANY INVOICE ARE NUMBERED FROM 1 TO THE TOTAL NUMBER OF BOXES CONTAINED IN THAT PARTICULAR INVOICE
THIS IS FOLLOWED BY THE TOTAL WEIGHT OF THE BOX.
THE PROPER INVOICE NUMBER IS FOLLOWED BY THE DATE OF THE INVOICE

TABLE NO. 10.

THE COMMANDING OFFICER,
ROCK ISLAND ARSENAL,
ROCK ISLAND, ILL.

INSERT THE PROPER ADDRESS OF PLACE WHERE THE BOX IS TO BE SENT.

TABLE NO. 11

AMMUNITION FOR CANNON WITH NON-EXPLOSIVE PROJECTILE.

FOR TARGET PRACTICE AMMUNITION WITH EMPTY OR SOLID PROJECTILE

AMMUNITION FOR CANNON WITHOUT PROJECTILE.

FOR BLANK METALLIC SALUTING AMMUNITION.

AMMUNITION FOR CANNON WITH EXPLOSIVE PROJECTILE

FOR AMMUNITION WITH EXPLOSIVE PROJECTILES, AS SHRAPNEL, ETC.

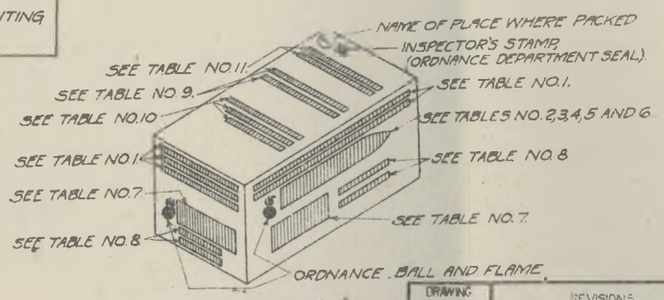

KEY TO MARKING

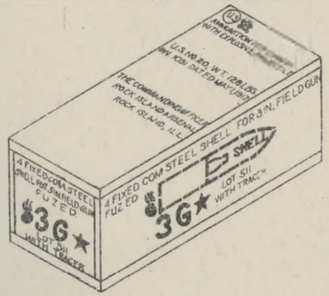

TYPICAL MARKING.

NOTE-
LETTERS AND FIGURES IN TABLES 1, 8, 9, 10 AND 11 ARE APPROX. .5 HIGH. STAR IS APPROX. 1.75 ACROSS CORNERS. FOR SIZE OF OTHER MARKING, SEE TABLE.
ALL STENCILLING TO BE IN BLACK.

DRAWING PERTAINS TO	REVISIONS	ARTILLERY AMMUNITION MARKING FOR PKG'S BOXES.	
CLASS, DIV., ORG.		OFFICE OF C.O.O., A.E.F., FRANCE.	NOV. 11, 1918
		SUBMITTED:	
		ORDNANCE DEPARTMENT U.S.A. ENGINEER	ORDNANCE DEPARTMENT U.S.A.
		ORDNANCE DEPARTMENT U.S.A.	ORDNANCE DEPARTMENT U.S.A.
CLASS		DIVISION	DRAWING	FILE

PIECE GUN HOW OR MORTAR	METHOD OF LOAD	PROJECTILES: *TYPE	WEIGHT	FILLER	SIZE OF BOX	NO IN BOX	SHIPPING WEIGHT	SHIPPING VOLUME	ADAPTER & BOOSTER	FUZE: TYPE	PER CENT SUPPLIED	SIZE OF THE SHIPPING BOX	NO IN BOX	SHIPPING WEIGHT	SHIPPING VOLUME	PROPELLANT: TYPE	WEIGHT	SIZE OF THE SHIPPING BOX	NO IN BOX	SHIPPING WEIGHT	SHIPPING VOLUME	PRIMER: TYPE	SIZE OF THE SHIPPING BOX	NO IN BOX	SHIPPING WEIGHT	SHIPPING VOLUME	COMPLETE ROUND: SHIPPING WEIGHT	SHIPPING VOLUME
37 MM GUN	FIXED	COM STEEL . MK I	1.09	B.P.	20.812 X 13.437 X 9.937	60			NONE	BASE PER [illegible]						MK I 18	550 GR.					20 GRAIN					2.	.0265
	"	" " " II	1.25	T.N.T	20. X 12.75 X 9.625	60				" " " "							" "					" "					2.01	.0236
	"	CANISTER MK I	1.20	NONE	20. X 12.75 X 10.625	60				NONE							" "					" "					2.17	.026
75 MM GUN M^LE 1897	FIXED	COM SHRAPNEL MK I	15.95	B.P	28.5 X 13.187 X 12.375	9			NONE	21 SEC TIME	100						1.625					49 GRAIN					23.	.298
	"	COM STEEL MK I	12.18	AMATOL	" " "	9	19.3	.298	MK III	MK III SUPER QUICK		17.812 X 9.625 X 8.75	50	1.6	.01736		1.500					" "					20.9	.3154
										MK V (DELAY OR NON DEL)		" " "	100	.5	.009												19.8	.307
										BRITISH MOD. 106		17.0 X 13.25 X 5.50	50	1.23	.0238												20.53	.3218
	" "	MK II	11.87	GAS	" " "	9	19.3	298	MK IV	MK III SUPER QUICK		17.812 X 9.625 X 8.75	50	1.6	.01736		1.500					" "					20.9	.3154
	" "	" VI		CHEM	" " "	9	"	"	" "	" " "		" " "	"	"	"		"					" "					20.9	.3154
	" "	" IV	13.70	AMATOL	" " "	9	20.8	"	MK II BOOSTER	MK III SUPER QUICK		" " "	"	"	"		1.625					" "					22.4	.3154
										MK V (DELAY OR NON D)		" " "	100	.5	.009		"					" "					21.9	.308
									MOD. ADAPTER	BRITISH MOD. 106		17.0 X 13.25 X 5.50	50	1.23	.0238		"					" "					22.03	.3218
	" "	" I	11.75	SMOKE	" " "	9			MK III BOOS. MOD ADAP.	21 SEC. TIME							1.500					" "						
	SEMI- " "									MK III SUPER QUICK		17.812 X 9.625 X 8.75	50	1.6	.01736							" "						
75 AA GUN	FIXED	AA SHRAPNEL MK I	14.3	BP	28.5 X 13.187 X 12.375	9	21.3	.298	NONE	21 SEC TIME	100						1.625					49 GRAIN					21.3	.298
	"	AA SHELL " III	14.3	AMATOL	" " "	9	20.0	.298	SPECIAL AA	" " "		18.437 x 8.25 x 12.31	48	1.66	.022		1.625					" "					21.66	.32
	"	AA TRACER SH " VII	14.3	TRACER	" " "	9	20.0	.298	NONE	" " "							1.625					" "					20.	.298
2.95 M GUN	FIXED	COM SHRAPNEL MK I	15.95	B.P.	21.25 X 13.187 X 12.375	9	20.8	.222	NONE	21 SEC TIME	100						.500					110 GR. PER.					20.8	.222
	"	COM STEEL " I	12.18	AMATOL	" " "	9	17.2	.222	MK III	MK III SUPER QUICK		17.812 X 9.625 X 8.75	50	1.6	.01736		.500					" " "					18.8	.2994
										MK V (DELAY OR NON DEL)		" " "	100	.50	.009		.500					" " "					17.7	.231
										BRITISH MOD. 106		17.0 X 13.25 X 5.50	50	1.23	.0238		.500					" " "					18.43	.2458
3 IN. AA GUN	FIXED	AA SHRAPNEL MK I	15.00	B.P	42.375 X 16.125 X 11.625	6	36.7	.7666	NONE	21 SEC TIME	100						5.00					110 GR. PER					36.7	.7666
										MECHANICAL TIME		17.56 X 11.75 X 11.125	48	1.46	.0276		6.00					" " "					36.7	.7666
		AA SHELL MK I	15.00	AMATOL	" " "	6	35.85	.7666	SPECIAL AA	21 SEC TIME		18.437 x 8.25 x 12.31	48	1.66	.022		5.00					" " "					37.51	.7866
										MECHANICAL TIME		17.56 X 11.75 X 11.125	48	1.46	.0276		6.00					" " "					37.31	.7942
		AA TRACER SH " III	15.00	TRACER	" " "	6	35.85	.7666	NONE	21 SEC TIME		18.437 x 8.25 x 12.31	48	1.66	.022		5.00					" " "					37.51	.7886
										MECHANICAL TIME		17.56 X 11.75 X 11.125	48	1.46	.0276		6.00					" " "					37.31	.7942
4.7 IN GUN	FIXED	COM SHRAPNEL 60#	60.00	B.P	36.625 X 12.875 X 8.187	2	88.5	1.117	NONE	31 OR 45 SEC TIME	100						6.0					110 GR PER					88.5	1.117
		COM STEEL MK I	45.00	AMATOL	" " "	2	75.5	1.117	MK II ADAP & BOOS	MK III		17.812 X 9.625 X 8.75	50	1.6	.01786		7.5					" " "					77.1	1.1344
										MK V		" " "	100	.5	.009		7.5					" " "					76.	1.126
										BRITISH MOD. 106		17.0 X 13.25 X 5.50	50	1.23	.0238		7.5					" " "					76.83	1.1408
									NO ADAP & BOOS.	MK II		24.125 X 12.75 X 11.0	50	3.86	.0391		7.5					" " "					79.36	1.1561
		COM STEEL MK II	45.00	GAS	" " "	2	73.5	1.117	MK V	MK III		17.812 X 9.625 X 8.75	50	1.6	.01736		7.5					" " "					75.1	1.1344
		" " " IV		SMOKE		2		1.117	SPECIAL	31 OR 45 SEC. TIME							7.5					" " "						
		SEMI- " " V	45.00	GAS	36.625 X 12.875 X 8.187	2	75.5	1.117	MK V	MK III		17.812 X 9.625 X 8.75	50	1.6	.01736		7.5										77.1	1.1344
4.7 IN AA GUN	FIXED	AA SHRAPNEL MK I	45.00	B.P.	42.875 X 14.625 X 8.937	2	90.0	1.625	NONE	SPEC. MECHAN 75 SEC	100						11.0					110 GR PER					90.0	1.625
		AA SHELL MK III	45.00	AMATOL	" " "	2	90.0	1.625	SPECIAL A-A	" " "		17.56 X 11.75 X 11.125	48	1.46	0276		11.0					" " "					91.46	1.6526
3 IN. GUN	SEP.	COM STEEL MK II	52.0	AMATOL	NO BOX-PT. FUZE 5.75 D X 16.8		54.75	.284	MK II ADAP. BOOS	MK III		17.812 X 9.625 X 8.75	50	1.6	.01736		16.0	32.3 X 13.38 X 13.13	6	24●	.792	MOD 1914 FRIC.	16.65 X 16.15 X 5.95	500	084	.00186	80.434●	1.095
										V		" " "	100	.5	.009		16.0	" " "	6	"	"	" " "	" " "	"	"	"	79.334●	1.087
										BRITISH MOD. 106		17.0 X 13.25 X 5.50	50	1.23	.0238		" " "	"	"	"	"	" " "	" " "	"	"	"	80.064●	1.1016
									NO ADAP. BOOS	MK II		24.125 X 12.75 X 11.0	50	3.86	.0391		16.0	" " "	"	"	"	" " "	" " "	"	"	"	82.694●	1.11696
		COM STEEL MK VI	49.7	GAS	21.5 X 12.5 X 12.5	4	61.50	.486	MK V	MK III		17.812 X 9.625 X 8.75	50	1.6	.01736		16.0	" " "	"	"	"	" " "	" " "	"	"	"	87.184●	1.2972
		" " " VII		SMOKE					SPECIAL	31 OR 45 SEC. TIME							16.0	" " "	"	"	"	" " "	" " "	"	"	"		
		SEMI- " " IX	52.0	GAS	21.5 X 12.5 X 12.5	4	63.8	.486	MK V	MK III		17.812 X 9.625 X 8.75	50	1.6	.01736		16.0	" " "	"	"	"	" " "	" " "	"	"	"	89.484●	1.2972

NOTE:
ALL WEIGHTS GIVEN IN POUNDS.
ALL VOLUMES " " CUBIC FEET.
ALL WEIGHTS ETC. MARKED ● ARE ESTIMATED.

DRAWING PERTAINS TO			REVISIONS
CLASS	DIV.	DRG.	

SHIPPING CHART FOR AMERICAN ARTILLERY AMMUNITION
SHEET 1 OF 4 SHEETS
O.C.O.O., A.E.F.
OCT. 16, '18.

Thos F Kessler
Capt. ORDNANCE DEPARTMENT U.S.N.
DRAWER

A.T.C. | A.R.T.

ORDNANCE DEPARTMENT U.S.N.

ORDNANCE DEPARTMENT U.S.N.

CLASS | DIVISION | DRAWING | FILE

ARTILLERY AMMUNITION SECTION

FIG-AT-1002

PIECE GUN, HOW. OR MORT.	METHOD OF LOAD	PROJECTILE TYPE	WEIGHT	FILLER	SIZE OF BOX	NO. IN BOX	SHIPPING WEIGHT	SHIPPING VOLUME	ADAPTER & BOOSTER	FUZE TYPE	PER CENT SUPPLIED	SIZE OF SHIPPING BOX	NO. IN BOX	SHIPPING WEIGHT	SHIPPING VOLUME	PROPELLANT TYPE	WEIGHT	SIZE OF SHIPPING BOX	NO. IN BOX	SHIPPING WEIGHT	SHIPPING VOLUME	PRIMERS TYPE	SIZE OF SHIPPING BOX	NO. IN BOX	SHIPPING WEIGHT	SHIPPING VOLUME	COMPLETE ROUND SHIPPING WEIGHT	SHIPPING VOLUME
6 IN. GUN	UNFIXED	COM. STEEL MK. II	90.5	AMATOL	NO BOX, PT. FUZE, 6.75"D x 23.605		91.0	.622	MK. II BOOSTER	MARK III		17.812" x 9.625" x 8.75"	50	1.6	.01736		27.	41.125" x 14.375" x 14.375"	4	40.®	1.409	MOD. 1914 FRIC.	16.65" x 16.15" x 5.95"	500	.085	.00186	192.685®	2.0302
									" "	" V "		" " "	100	.5	.009												191.585®	2.0406
										BRITISH MOD. 106		17. x 13.25 x 5.5	30	1.23	.0238												132.315®	2.1057
									NO BOOSTER	MARK II		24.125" x 12.75" x 11."	50	3.86	.0391												134.945®	2.0712
	"	COM. STEEL MK. IV	90.5	AMATOL	NO BOX, PT. FUZE 6.75"D x 26.40		91.0	.696	MK. II BOOSTER	MARK III		17.812" x 9.625" x 8.75"	50	1.6	.01736		27.	41.125" x 14.375" x 14.375"	4	40.®	1.409	" " "	" " "	"	"	"	132.685®	2.1247
									" "	" V "		" " "	100	.5	.009												131.585®	2.1159
									" "	BRITISH MOD. 106		17. x 13.25 x 5.5	30	1.23	.0238												132.315®	2.1307
									NO ADAPTER NO BOOSTER	MARK II		24.125" x 12.75" x 11."	50	3.86	.0391												134.945®	2.1496
	"	COM. STEEL MK. III	87.6	GAS	25.875" x 14.5" x 7.687"	2	105.	.835	MARK VI	" III		17.812" x 9.625" x 8.75"	50	1.6	.01736		27.	41.125" x 14.375" x 14.375"	4	40.®	1.409	" " "	" " "	"	"	"	146.685®	2.263
	"	COM. STEEL MK. V		SMOKE					SPECIAL	TIME							27.	" " "	4	40.®	1.409	" " "	" " "	"	"	"		
	"	COM. STEEL MK. VI	90.5	GAS	25.875" x 14.5" x 7.687"	2	108.	.835	MARK VI	MARK III		17.812" x 9.625" x 8.75"	50	1.6	.01736		27.	" " "	4	40.®	1.409	" " "	" " "	"	"	"	149.685®	2.263
155 M.M. GUN	UNFIXED	COM. STEEL MK. III	95.	AMATOL	NO. BOX, PT. FUZE 6.75"D x 24.85"		96.	.659	MK. III BOOSTER	MARK III		17.812" x 9.625" x 8.75"	50	1.6	.01736		26.	41.625" x 14.625" x 14.625"	4	38.®	1.28	21 GR.	26.25" x 10.875" x 9.5"	2400	.0354	.007	135.695®	1.9594
									SPEC. ADAPTER	" V "		" " "	100	.5	.009										"		134.535®	1.951
										BRITISH MOD. 10.		17. x 13.25 x 5.5	30	1.23	.0238												135.265®	1.9658
	"	COM STEEL MK. V	94.69	AMATOL	NO BOX, PT. FUZE, 6.75"D x 27."		95.69	.7119	MK. III BOOSTER	MARK III		17.812" x 9.625" x 8.75"	50	1.6	.01736		26.	" " "	4	38.®	1.28	21 GR.	" " "	"	"	"	135.325®	2.0163
									SPEC. ADAPTER	MARK V		" " "	100	.5	.009												134.225®	2.0079
										BRITISH MOD. 10.		17. x 13.25 x 5.5	30	1.23	.0238												134.955®	2.0227
	"	SEMI-STEEL MK. II	95.	GAS	7.781" x 14.625" x 27.812"	2	109.5	.9157	MARK VI	MARK III		17.812" x 9.625" x 8.75"	50	1.6	.01736		26.	" " "	4	38.®	1.28	21 GR.	" " "	"	"	"	149.135®	2.2200
	"	COM. STEEL MK. VIII	95.	GAS	" " "	2	"	"	" VI	MARK III		" " "	50	1.6	.01736		26.	" " "	4	38.®	1.28	21 GR.	" " "	"	"	"	" ®	"
155 M.M. G. & H.		COM. SHRAP. MK. I	95.	B.P.	7.781" x 14.625" x 23.187"	2	108.	.7635	NONE	45 SEC. TIME							26.	41.625" x 14.625" x 14.625"				21 GR.	26.25" x 10.875" x 9.5"	2400	.0354	.007	108.	.7635
155 M.M. HOW.	UNFIXED	COM. STEEL MK. I	95.	AMATOL	NO BOX, PT. FUZE, 6.75"D x 25.35		96.	.6682	MK. III BOOSTER	MARK III		17.812" x 9.625" x 8.75"	50	1.6	.01736		7.7	30.75" x 22.125" x 15.375"	12	18.61	.505	" "	" " "	"	"	"	116.245	1.1976
									SPEC. ADAPTER	MARK IV		" " "	100	.566	.009												115.211	1.1892
										BRITISH MOD. 106		17. x 13.25 x 5.5	30	1.23	.0238												115.875	1.204
	"	COM. STEEL MK. II	93.11	GAS	7.781" x 14.625" x 27.812"	2	109.5	.9157	MARK VI	MARK III		17.812" x 9.625" x 8.75"	30	1.6	.01736		7.7	" " "	"	"	"	21 GR.	" " "	"	"	"	129.745	1.445
	"	COM. STEEL MK. IV	94.25	AMATOL	NO BOX, PT. FUZE, 6.75"D x 26.9		95.26	.7102	MK. III BOOSTER	MARK III		" " "	50	1.6	.01736		7.7	" " "	"	"	"	21 GR.	" " "	"	"	"	115.495	1.2396
									SPEC. ADAPTER	MARK IV		" " "	100	.566	.009												114.461	1.2312
										BRITISH MOD. 106		17. x 13.25 x 5.5	30	1.23	.0238												115.125	1.245
	"	SEMI-STEEL MK. VII	95.	GAS	7.781" x 14.625" x 27.812"	2	108.	.9157	MK. VI	MARK III		17.812" x 9.625" x 8.75"	50	1.6	.01182		7.7	" " "	"	"	"	21 GR.	" " "	"	"	"	128.245	1.446
																GUN HOW	GUN HOW	GUN HOW	G H	GUN HOW	GUN HOW	GUN HOW	GUN HOW	GUN HOW	GUN HOW	GUN HOW	GUN HOW	GUN HOW
8 IN. GUN & HOW.	UNFIXED	COM. STEEL MK. I	200.	AMATOL	NO. BOX, 8.75"D x 31.65		202.	1.403	MK. II	MARK III		8.75" x 9.625" x 17.812"	50	1.6	.01736	7.5. 17.5	12.5D1.332	1P143.2			4.391 .0020	1914 FRIC.	T. TUBE MK. IV	12.03" x 10.781" x 18."	900	.125	.0017	6.443	4.447
										MARK V & IX		" " "	100	.50	.009	" "	" "	" "			" "	" "	" "	" "	" "	" "	6.405	4.439
										BRITISH MOD. 106		17. x 13.25 x 5.5	30	1.23	.0238	" "	" "	" "			" "	" "	" "	" "	" "	" "	6.419	4.454
	"	SEMI-STEEL MK. II	200.	AMATOL	NO BOX, 8.75"D x 28.165"		208.	1.2481	NO BOOSTER	MARK II		12.75" x 11." x 24.125"	50	3.86	.0366	" "	" "	" "			" "	" "	" "	" "	" "	" "	" "	6.777	4.311
	"	COM. STEEL MK. III	196.	GAS	32.125" x 9.625" x 9.625"	1	225.	1.722	MARK VII	MARK III		8.75" x 9.625" x 17.812"	50	1.6	.01736	" "	" "	" "			" "	" "	" "	" "	" "	" "	" "	6.732	4.766
	"	SEMI-STEEL MK. IV	200.	SMOKE						31 OR 45 SEC. TIME						" "	" "	" "			" "							
	"	SEMI-STEEL MK. V	200.	GAS	32.125" x 9.625" x 9.625"	1	225.	1.722	MARK VII	MARK III		8.75" x 9.625" x 17.812"	50	1.6	.01736	" "	" "	" "			" "	" "	" "	" "	" "	" "	" "	6.732	4.766
9.2 IN. HOW.	UNFIXED	COM. STEEL MK. II	290.	AMATOL	NO BOX 10."D x 30.265"		297.	1.7514	MK. II BOOSTER	MARK III		17.812" x 9.625" x 8.75"	50	1.6	.01736		23.75	13."D x 4.8.	5		.938	T. TUBE MK. IV	12.03" x 10.781" x 18."	900	.125	.0017		2.7042
	"								" "	" IV		" " "	100	.566	.009		"	" "	"			" "	" "	"	"	"		2.7001
	"								" "	BRITISH MOD. 106		17. x 13.25 x 5.5	30	1.23	.0238		"	" "	"			" "	" "	"	"	"		2.7149
	"								NO BOOSTER	MARK II		24.125" x 12.75" x 11."	50	3.86	.0391		"	" "	"			" "	" "	"	"	"		2.73
240 M.M. HOW.	UNFIXED	COM. STEEL MK. I	356.	AMATOL	NO BOX 10.4"D x 37.065"		361.	2.319	NO ADAPTER BOOSTER	MARK II		12.75" x 11." x 24.125"	50	3.86	.0391		40.					21 GR. PERC.	26.25" x 9.5" x 10.875"	2400	.0354	.0007		
									MARK II	MARK III		8.75" x 9.625" x 17.812"	50	1.6	.01736		"											
									" "	MARK IV		" " "	100	.566	.009		"											
									" "	BRITISH MOD. 106		17. x 13.25 x 5.5	30	1.23	.0238		"											
10 IN. GUN	UNFIXED	COM. STEEL MK. II	510.	EXP. D'	NO BOX, 11."D x 44.3"		514.	3.102	NONE	MAJ. CAL. BASE DET.		12.75" x 12.75" x 6.81"	50	1.475	.0198		158.	14.75"D. x 69."	1		8.687	MOD. 1914 FRIC.	16.65" x 16.15" x 5.95"	500	.085	.00186		11.8107
	"	COM. STEEL MK. IV	510.	AMATOL	" " " x 50.125"		514.	3.509		MARK II		12.75" x 11." x 24.125"	50	3.86	.0391		158.	" "	1			" " "	" " "	"	"	"		12.237
										MARK III		8.75" x 9.625" x 17.812"	50	1.35	.01736							" " "	" " "	"	"	"		12.2152
									MK. II ADAPTER BOOSTER	MARK V		" " "	100	.500	.0087							" " "	" " "	"	"	"		12.2066
										BRITISH MOD. 106		17. x 13.25 x 5.5	30	1.23	.0238												12.2217
	"	COM. STEEL MK. V	510.	EXP. D'	NO BOX, 11."D x 44.75"		510.	3.133	NONE	MAJ. CAL. BASE DET.		12.75" x 12.75" x 6.81"	50	1.475	.0198		158.	14.75"D. x 69."	1		8.687	" " "	" " "	"	"	"		11.8417

NOTE:
ALL VOLUMES GIVEN IN CUBIC FEET.
ALL WEIGHTS " " POUNDS.
ALL WEIGHTS ETC. MARKED ® ARE ESTIMATED.

DRAWING PERTAINS TO: CLASS DIV. ORG.

REVISIONS

SHIPPING CHART FOR AMERICAN ARTILLERY AMMUNITION
SHEET 2 OF 4 SHEETS
O.C.O.O. A.E.F.

OCT 16 1918

SUBMITTED: Geo. T. Metcalfe, Major, Ordnance Department, U.S.A.
B.T.K. A.R.T.
APPROVED BY ORDER OF THE ACTING CHIEF OF ORDNANCE
Brigadier General, U.S.A. Chief of Ordnance

CLASS | DIVISION | DRAWING | FILE

ARTILLERY AMMUNITION SECTION

PIECE. GUN, HOWR OR MORTAR	METHOD OF LOAD	PROJECTILES. TYPE.	WEIGHT.	FILLER	SIZE OF BOX.	NO. PER BOX.	SHIPPING WEIGHT.	SHIPPING VOLUME	FUZE ADAPTER & BOOSTER	TYPE.	PER CENT SUPPLIED	SIZE OF THE SHIPPING BOX.	NO. IN BOX.	SHIPPING WEIGHT.	SHIPPING VOLUME.	PROPELLANT TYPE	WEIGHT	SIZE OF THE SHIPPING BOX.	NO. IN BOX.	SHIPPING WEIGHT.	SHIPPING VOLUME.	PRIMER. TYPE.	SIZE OF THE SHIPPING BOX.	NO. IN BOX.	SHIPPING WEIGHT.	SHIPPING VOLUME.	COMPLETE ROUND SHIPPING WEIGHT.	SHIPPING VOLUME.
12 IN. GUN.	UNFILLED	C.S. MARK I	700.	EXP. D.	(NO BOX) 13 DIA. X 45.		705.	4.401	NONE.	MAJ. CAL. BASE DET.		13.75 X 12.75 X 6.81	50.	1.475	.0198		265.	17. DIA. X 80.25	1		10.54	1914 FRICTION	16.65 X 16.15 X 53.5	500	.054	.00186		14.01
	"	C.S. MARK X	700.	EXP'D	" " 13 DIA X 50		705.	4.89	"	MARK II		12.75 X 11. X 24.125	50	3.86	.0891		265.	" "	1		10.54	" "	" " "	"	"	"		14.41
									MARK II	MARK III		8.75 X 8.625 X 17.812	50.	1.6	.01756													14.39
										MARK V		" " "	100.	.5	.0087													14.39
										BRITISH MOD. 106		17. X 13.25 X 5.5	30	1.23	.0238													
	"	C.S. MARK XII	700.	EXP'D	(NO BOX).		705.		NONE	MAJ. CAL. BASE DET.		13.75 X 12.75 X 6.81	50.	1.475	.0198		265.	" "	1		10.54	" "	" " "	"	"	"		
12 IN. MORTAR	UNFILLED	C.S. MARK XIII	700.	EXP'D	(NO BOX) 13 DIA. X 45.		705.	4.401	NONE	MAJ. CAL. BASE DET.	100.	13.75 X 12.75 X 6.81	50.	1.475	.0198		185 65	16.5 DIA X 47.7	1	185 ●	5.2	1914 FRICT.	16.65 X 16.15 X 53.5	500	.054	.00186	857 ●	8.67
12 IN. HOW.	UNFILLED	C.S. MARK XI	700.	AMATOL	(NO BOX) 13 DIA X 50.		705.	4.89	NONE.	MARK II		11.937 X 11. X 24.125	50.	3.86	.0866							1914 FRICTION	16.65 X 16.15 X 53.5	500	.054	.00186		
									MARK II	" III		8.75 X 8.625 X 17.812	50.	1.6	.01756													
										" IV		" " "	100	.566	.0087													
	"	C.S. MARK XII	700	EXP. D.	(NO BOX)					BRITISH MOD. 106		17. X 13.25 X 5.5	30	1.23	.0238													
									NONE	MAJ. CAL. BASE DET.		13.75 X 12.75 X 6.81	50.	1.475	.0198			" "	" "	"	"	"	"					
14 IN. GUN.	UNFILLED	C.S. MARK II	1200	EXP'D	14.75 DIA. X 62 (NO BOX)		1205.	7.806	NONE	MAJ. CAL. BASE DET.		13.75 X 12.75 X 6.81	50	1.475	.0198		488.					1914 FRICTION	16.65 X 16.15 X 53.5	500	.054	.00186		
	"	C.S. MARK IV	1200	AMATOL	(NO BOX) 14.75 DIA X 63.71		1205.	7.963	NONE	MARK II		11.937 X 11. X 24.125	50.	3.86	.0866		488.					" "	" " "	"	"	"		
									MARK II	" III		8.75 X 8.625 X 17.812	50.	1.60	.01756		"											
										" V		" " "	100	.5	.0087		"											
										BRIT. MOD. 106		17. X 13.25 X 5.5	30	1.23	.0238		"											
16 IN. HOWR	UNFILLED	C.S. MARK II	1660.	EXP. D.	16.75 DIA. X 62.9 (NO BOX)		1665.	9.212	NONE	MAJ. CAL. BASE DET.		13.75 X 12.75 X 6.81	50.	1.475	.0198		225.					1914 FRICTION	16.65 X 16.15 X 53.5	500	.054	.00186		
	"	C.S. MARK IV	1660.	AMATOL			1665.		NONE.	MARK II		11.937 X 11. X 24.125	50.	3.86	.0866		225.					" "	" " "	"	"	"		
									MARK II	" II		8.75 X 8.625 X 17.812	50.	1.6	.01756		"											
										" IV		" " "	100.	.566	.0087		"											
										" V		" " "	100	.5	.0087		"											
										BRIT. MOD. 106		17. X 13.25 X 5.5	30	1.23	.0238		"											

NOTE.
ALL VOLUMES GIVEN ARE IN CUBIC FEET.
ALL WEIGHTS " " " POUNDS.
ALL WEIGHTS MARKED ● ARE ESTIMATED.

DRAWING PERTAINS TO			REVISIONS	SHIPPING CHART FOR AMERICAN ARTILLERY AMMUNITION. SHEET 3 OF 4 SHEETS. OFFICE OF THE C.O.O. A.E.F. FRANCE	
CLASS	DIV.	ORG.		Geo F Fowler Capt Ordnance Department U.S.A.	C.S. A.R.T.
				ORDNANCE DEPARTMENT U.S.A.	ORDNANCE DEPARTMENT U.S.A.
			CLASS	DIVISION	DRAWING FILE

ARTILLERY AMMUNITION SECTION

FRENCH AMMUNITION.

Piece Gun, Howr or Mortar	Method of Loading	Projectile: Type	Weight Fuzed	Filler	Size of Box	No. in Box	Shipping Weight	Shipping Volume	Adapter and Booster	Fuze: Type	Q. Supplied	Size of the Shipping Box	No. in Box	Shipping Weight	Shipping Volume	Propellant: Type	Weight	Size of the Shipping Box	No. in Box	Shipping Weight	Shipping Volume	Primer: Type	Size of the Shipping Box	No. in Box	Shipping Weight	Shipping Volume	Complete Round: Shipping Weight	Shipping Volume
37 M/M.	FIXED	A.P. SHELL	1.125	B.P	21.65 x 7.87 x 6.28	38.																					45	0.16
	"	C.I. "	1.	"	" " "																						42	
	"	H.E. "	1.25	VOLUME	26.77 x 13.38 x 8.26	54.																					34.	0.3
75. M/M.	FIXED	GAS SHELL	12.23	G.A.S.	32. x 22.5 x 16.	9.	20.82	.74	M.L.E. 97-14	24/31 I.A.L. M.L.E. 16			100.	1.27													22.09	.75
		TRACER "	16.795		" " "	"	25.34	"	NONE.	30/55 M.L.E. 1913.																	25.34	.74
		SHRAPNEL	18.86		" " "	"	25.71	"	"	" " "																	25.71	.74
		INCENDIARY SHELL.																										
		H.E. "	12.83	H.E.	" " "	"	20.82	"	M.L.E. 97-14	24/31 M.L.E. 99		30 x 10.5 x 14.	294.	.48	.01												21.3	.75
									"	" " 99-06		" " "	"	"	"													
									"	RY		NONE.		1.27 ○	.017 ⊗													
									"	24/31 I.A.L. M.L.E. 16.			100.	"	" ⊗													
																	BM7	BM8		BM7	BM8	BM7	BM8	BM7	BM8		BM7	BM8
155. M/M GUN. (G.P.F.)		LONG STL. SHELL (1914)	95.98	H.E.	NO BOX. 6.7 DIA. X 25.45		100. ⊗	.634	M.L.E. 1915 TYPE "C"	24/31 M.L.E. 99-15.		22. x 10. x 7.25	84.	.59	.011	BM7 BM8	BM7.54	BM8.22					V₂ 1917.			.035 ⊗	.007 ⊗	125.2	126.9	.73
									" " " "	" IAL M.L.E 16			100.	1.27	.017 ⊗	" "	"	"										125.8	127.5	
		STL. SHELL TYPE "B" (1916).	"	"	" " 6.7 DIA. X 23.95		" ⊗	.606	" " " "	" M.L.E. 99-15.		22. x 10 x 7.25	84.	.59	.011	" "	"	"									"	"	125.2	126.9	.7
									" " " "	" IAL M.L.E 16.			100.	1.27	.017 ⊗	" "	"	"											125.8	127.5	
		SEMI STL. SHELL (1917)	98.87	"	" " 6.7 DIA. X 22.79		103. ⊗	.592	" " " "A"	" M.L.E. 99-15.		22. x 10. x 7.25	84.	.59	.011	" "	"	"					V₂ 1917.			"	"	123.2	124.8	.68
																	B.A.S.	B.S.P.		B.A.S. B.S.P.	B.A.S. B.S.P.	B.A.S.	B.S.P.				B.A.S.	B.S.P.
155 M/M. HOW (SCHDR)		CASE SHOT (1887).	88.85		NO BOX. 6.7 DIA. X 16.33		94. ⊗	42.	NONE.	30/55 M.L.E. 1889		NONE.				B.A.S. B.S.P.	7.81	3.88		31. x 21. x 23.	70 55	9.	6.3	1.18	.24	OBTURATING M.L.E. 06			.035 ⊗	.007 ⊗	103.	100.	.75
		SHRAPNEL (1879) (1918).	88.48.		" " 6.7 DIA. X 16.33 ○		" ⊗	" ⊗	"	" "		"					"	"		" " "	" "	"	"	"	"		"	"	"	"	
		LONG STL. SHELL (1914)	95.3	11	" " 6.7 DIA. X 25.45		100. ⊗	66.	M.L.E. 1915 TYPE "C"	24/31 " 99-15		22. x 10 x 7.25	84.	.59	.011		"	"		" " "	" "	"	"	"	"		"	"	103.6	106.9	.72
									" " " "	" IAL M.L.E 16.			100.	1.27	.017		"	"		" " "	" "	"	"	"	"				103.3	107.6	
		SEMI STL. SHELL (1916).	96.6		" " 6.7 DIA. X 22.79		101. ⊗	592.	" " " "B"	" M.L.E. 99-15.		22. x 10. x 7.25	84.	.59	.011		"	"		" " "	" "	"	"	"	"		"	"	110.6	107.8	.67
									" " " "	" IAL M.L.E. 16.			100.	1.27	.017 ⊗		"	"		" " "	" "	"	"	"	"		"	"	111.3	108.6	

BRITISH AMMUNITION.

Piece Gun, Howr or Mortar	Method of Loading	Projectile: Type	Weight Fuzed	Filler	Size of Box	No. in Box	Shipping Weight	Shipping Volume	Adapter and Booster	Fuze: Type	Q. Supplied	Size of the Shipping Box	No. in Box	Shipping Weight	Shipping Volume	Propellant: Type	Weight	Size of the Shipping Box	No. in Box	Shipping Weight	Shipping Volume	Primer: Type	Size of the Shipping Box	No. in Box	Shipping Weight	Shipping Volume	Complete Round: Shipping Weight	Shipping Volume
8 IN. HOW.		MK III, V.	200.	H.E.	NO BOX 8.5 DIA. X 23.39		205. ⊗	.997. ⊗	GAINE #2.	101 E.		10.75 x 16.5 x 13.	20.	3.8	.0667	N.T.C. 16	10.75 (L.V.)	9. DIA. x 32.5	2(L.V.)	15. ⊗	.761	FRC. OR PERC. "T."			.125 ⊗	.0018 ⊗	225.	1.07 (L.V.)
									NONE.	NO. 106 MK II		" " "	"	"	"	R.D.B.B	17.5 (H.V.)	" " "	1(H.V.)	25. ⊗	1.523						232.	1.4 (H.V.)
		MK VIA, VIIIA.	"	"	" " 8.5 DIA. X 24.3		"	1.01 ⊗	GAINE #2	101 E.		" " "	"	"	"	N.T.C. 16	10.75 (L.V.)	" " "	2(L.V.)	15. ⊗	.761	" "			"	"	225.	1.12 (L.V.)
									NONE.	NO. 106 MK II		" " "	"	"	"	R.D.B.B	17.5 (H.V.)	" " "	1(H.V.)	25. ⊗	1.523						232.	1.45 (H.V.)
		MK VIIA, IXA	"	"	" " 8.5 DIA. X 29.45		"	1.28 ⊗	GAINE #2	101 E.		" " "	"	"	"	N.T.C. 16	10.75 (L.V.)	" " "	2(L.V.)	15. ⊗	.761	" "			"	"	225.	1.27 (L.V.)
									NONE	NO. 106 MK II.		" " "	"	"	"	R.D.B.B	17.5 (H.V.)	" " "	1(H.V.)	25. ⊗	1.523						232.	1.6 (H.V.)
9.2 IN. HOW.		MK II, V, VII, IX.	290.	H.E.	NO BOX. 9.7 DIA. X 27.09		295. ⊗	1.473	GAINE #2	101 E.		" " "	"	"	"	N.C.T. 19	15.093	9.5 DIA. x 16.5	2(L.V.)	17. ⊗	43	" "			"	"	315	1.43 (L.V.)
									NONE.	NO. 106 MK II.		" " "	"	"	"	M.D.T.B.B	23.75	" " x 35	1(H.V.)	36. ⊗	1.827						335.	2.65 (H.V.)
		MK XIIIA, XVIA.	"	"	" " 9.7 DIA. X 32.06		"	1.745	GAINE #2	101 E.		" " "	"	"	"	N.C.T. 19	13.093	" " x 16.5	2(L.V.)	17.	43	" "			"	"	315	1.43 (L.V.)
									NONE.	NO. 106 MK II.		" " "	"	"	"	M.D.T.B.B	23.75	" " x 35.	1(H.V.)	36.	1.827						335.	2.65 (H.V.)
		MK XIIA, XVA.	"	"	" " 9.7 DIA. X 27.92		"	1.52	GAINE #2	101 E.		" " "	"	"	"	N.C.T. 19	19.093	" " x 16.5	2(L.V.)	17.	43	" "			"	"	315	1.5 (L.V.)
									NONE	NO 106 MK II.		" " "	"	"	"	M.D.T.B.B	23.75	" " x 35.	1(H.V.)	36	1.827						335	2.7 (H.V.)
		MK III, IV, VI, VIII, X, XI.	"	"	" " 9.7 DIA. X 30.42		"	1.656	GAINE #2	101 E.		" " "	"	"	"	N.C.T. 19	13.093	" " x 16.5	2(L.V.)	17.	43	" "			"	"	315	1.56 (L.V.)
									NONE.	NO. 106 MK II.		" " "	"	"	"	M.D.T.B.B	23.75	" " x 35.	1(H.V.)	36.	1.827						335.	2.78 (H.V.)

NOTES
ALL VOLUMES IN CU. FT
ALL WEIGHTS IN LBS
⊗ ESTIMATED.

DRAWING PERTAINS TO			REVISIONS	SHIPPING CHART FOR FRENCH & BRITISH ARTILLERY AMMUNITION. SHEET 4 OF 4 SHEETS. OFFICE OF C.O.D. A.E.F. FRANCE. OCT. 16, 1918.
CLASS	DIV.	DRG.		ORDNANCE DEPARTMENT U.S. HALTGOL ORDNANCE DEPARTMENT
			CLASS	DIVISION / DRAWING / FILE